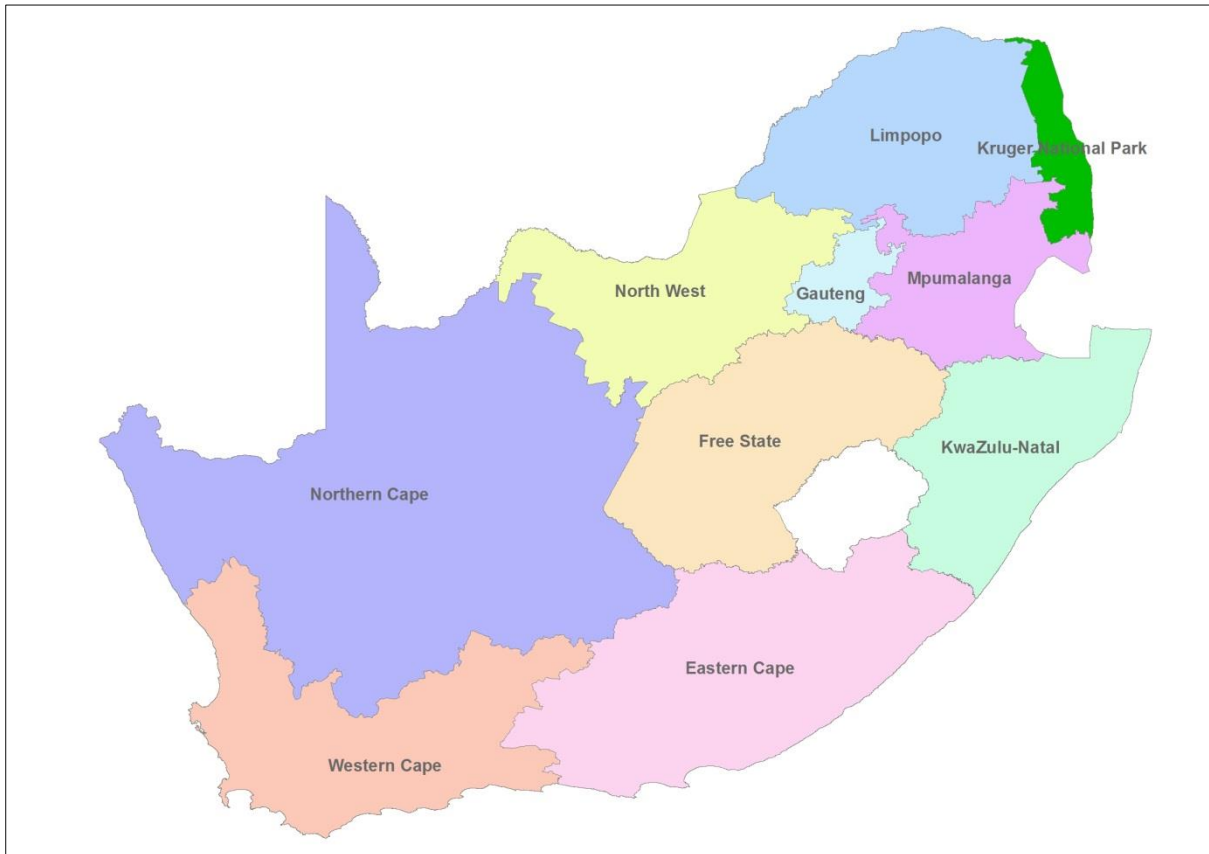


Animal Disease Reporting for the month February 2025



Sub-Directorate Epidemiology
Directorate Animal Health
24 July 2025

Introduction

According to the Animal Diseases Act, 1984 (Act 35 of 1984) Controlled and Notifiable Diseases must be reported to the local State Veterinarian. The local State Veterinarian compiles a monthly report on diseases that occurred in his/her State Vet Area and submits this report to the Provincial Director of Veterinary Services. At a Provincial level, all these reports are combined to compile a disease report for the province and this report is submitted to the Sub-Directorate Epidemiology in the Directorate Animal Health at the Department of Agriculture. All the provincial reports are combined to compile a national disease report.

Purpose of disease reporting

Reasons for disease reporting are:

- Proof of freedom
- Detection of outbreaks of important diseases
 - Prevent the spread of the disease
 - Institute control programs
 - Eradication of a disease
 - Warn neighbouring farmers/trade partners/neighbouring countries
 - Prevent the spread/occurrence of a disease in humans, e.g. rabies
 - Decrease the economic impact of a disease
 - Prevent spread of diseases to trading partners
- Disease control

Summary Statistics of the February 2025 report

Total number of outbreak and vaccination reports (data lines)	3306
Total number of outbreaks	278
Total number of animals involved (cases)	5917
Total number of diseases involved in outbreaks	50
Total number of State Vet Areas that reported	116
Total number of Local Municipalities reported from	153
Total number of species involved in outbreaks	15

Reported Disease Outbreaks

The following tables indicate the disease outbreaks reported by the Provincial Veterinary Services.

Controlled Diseases

The following table indicates the reports of Controlled Diseases

	Eastern Cape Province	Free State	Gauteng	Kruger National Park	KwaZulu-Natal	Limpopo	Mpumalanga	North West Province	Northern Cape Province	Western Cape Province	Total
African Horse Sickness	0	1	6	0	4	1	3	0	0	0	15
African Swine Fever	1	1	3	0	0	0	0	1	0	1	7
Anthrax	0	0	0	1	0	0	0	0	0	0	1
Avian Influenza: Low Pathogenic : Other	0	0	0	0	0	0	0	0	0	2	2
Avian Influenza: Low Pathogenic: H5 or H7	2	0	0	0	0	0	0	0	0	2	4
Bovine Brucellosis (Brucella abortus)	0	3	1	0	0	1	5	2	0	1	13
Corridor Disease	0	1	0	0	1	0	1	0	0	0	3
FMD - Virus SAT 2	0	0	0	0	15	0	1	0	0	0	16
Newcastle Disease	0	0	0	0	1	0	0	0	0	0	1
Rabies	3	0	0	0	12	2	0	1	0	4	22
Salmonella enteritidis	0	3	0	0	0	0	0	1	0	2	6
Total	6	9	10	1	33	4	10	5	0	12	90

Notifiable diseases

The following table indicates the reports of Notifiable diseases

	Eastern Cape Province	Free State	Gauteng	Kruger National Park	KwaZulu-Natal	Limpopo	Mpumalanga	North West Province	Northern Cape Province	Western Cape Province	Total
Bluetongue	0	5	16	0	0	0	0	0	0	1	22
Bovine Malignant Catarrhal fever	0	0	0	0	0	0	1	0	0	0	1

	Eastern Cape Province	Free State	Gauteng	Kruger National Park	KwaZulu-Natal	Limpopo	Mpumalanga	North West Province	Northern Cape Province	Western Cape Province	Total
Lumpy Skin Disease	0	2	1	0	0	6	0	0	0	1	10
Total	0	7	17	0	0	6	1	0	0	2	33

Other diseases

The following table indicates the reports of diseases that are not Controlled or Notifiable. Reporting of these diseases are not compulsory.

	Eastern Cape Province	Free State	Gauteng	Kruger National Park	KwaZulu-Natal	Limpopo	Mpumalanga	North West Province	Northern Cape Province	Western Cape Province	Total
Actinomycosis / Lumpy jaw	0	0	0	0	0	1	0	0	0	0	1
Anaplasmosis	0	2	0	0	0	2	0	0	0	0	4
Babesiosis (Redwater)	0	2	0	0	0	3	0	0	0	0	5
Besnoitiosis / Elephant skin disease	0	0	0	0	0	1	0	0	0	0	1
Blackleg (Sponssiekte)	0	0	0	0	0	2	1	0	0	0	3
Botulism	0	0	0	0	0	1	0	0	0	0	1
Bovine ephemeral fever / Three day stiffness	0	0	0	0	0	5	0	0	0	0	5
Bovine Papilloma Virus	0	0	0	0	0	4	0	0	0	0	4
Canine Babesioses	3	5	0	0	0	3	0	0	0	0	11
Canine Distemper	0	1	0	0	0	1	0	0	0	0	2
Canine Ehrlichia	0	4	0	0	0	6	0	0	0	0	10
Canine Parvo Virus	3	5	0	0	0	28	0	0	19	0	55
Caseous Lymphadenitis	0	0	0	0	0	2	0	0	0	0	2
Coccidiosis	0	1	0	0	0	2	0	0	0	0	3
Contagious Ophthalmia	0	1	0	0	0	0	0	0	0	0	1
Contagious Pustular Dermatitis / Orf	1	0	0	0	0	2	0	0	0	0	3
Cysticercosis (Cysticercus bovis)	0	0	0	0	0	0	0	2	0	0	2

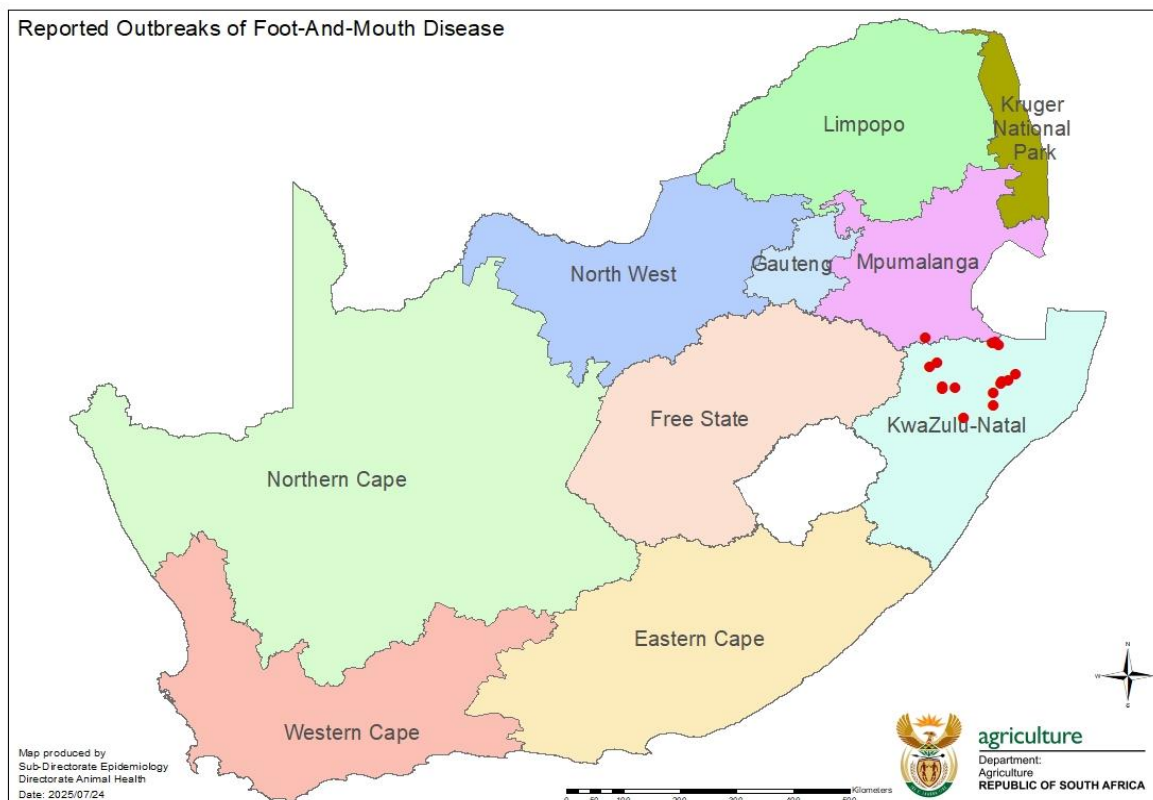
	Eastern Cape Province	Free State	Gauteng	Kruger National Park	KwaZulu-Natal	Limpopo	Mpumalanga	North West Province	Northern Cape Province	Western Cape Province	Total
Dermatophilosis	0	0	0	0	0	1	0	0	0	0	1
Equine Encephalosis Virus (EEV)	0	0	0	0	0	0	1	0	0	0	1
Foot-Rot	0	0	0	0	0	10	0	0	0	0	10
Fowl Pox	0	1	0	0	0	1	0	0	0	0	2
Heartwater	1	0	0	0	0	8	8	0	0	0	17
Horse Mange	0	0	0	0	0	1	0	0	0	0	1
Leishmaniosis	0	0	1	0	0	0	0	0	0	0	1
Mastitis	0	0	0	0	0	5	0	0	0	0	5
Other Pasteurellosis	0	1	0	0	0	0	0	0	0	0	1
Pigeon Paramixovirus	0	1	0	0	0	0	0	0	0	0	1
Sarcoptic Mange	1	0	0	0	0	0	0	0	0	0	1
Ulcerative Lymphangitis	1	0	0	0	0	0	0	0	0	0	1
Total	10	24	1	0	0	89	10	2	19	0	155

Information and maps of Specific Diseases

Foot and mouth disease (FMD)

The following table indicates the number of reported FMD outbreaks per province

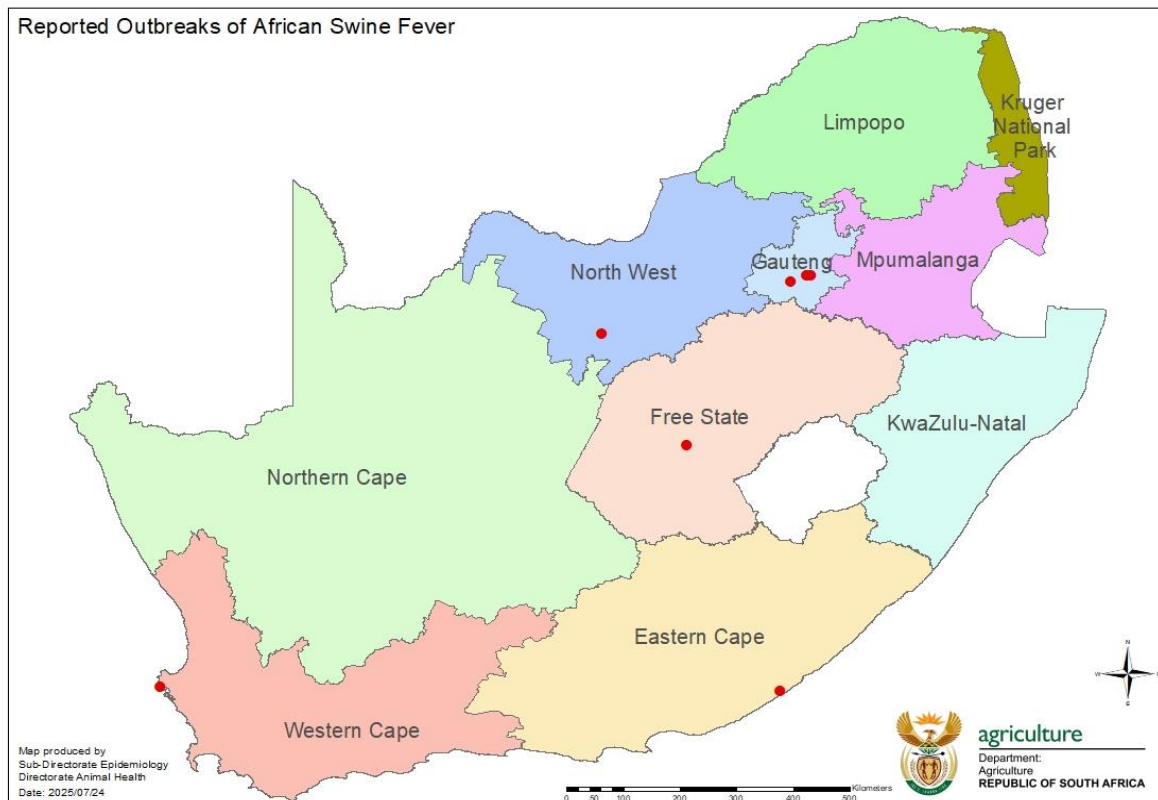
Province	Number of reported outbreaks
KwaZulu-Natal	15
Mpumalanga	1



African swine fever (ASF)

The following table indicates the number of reported ASF outbreaks per province

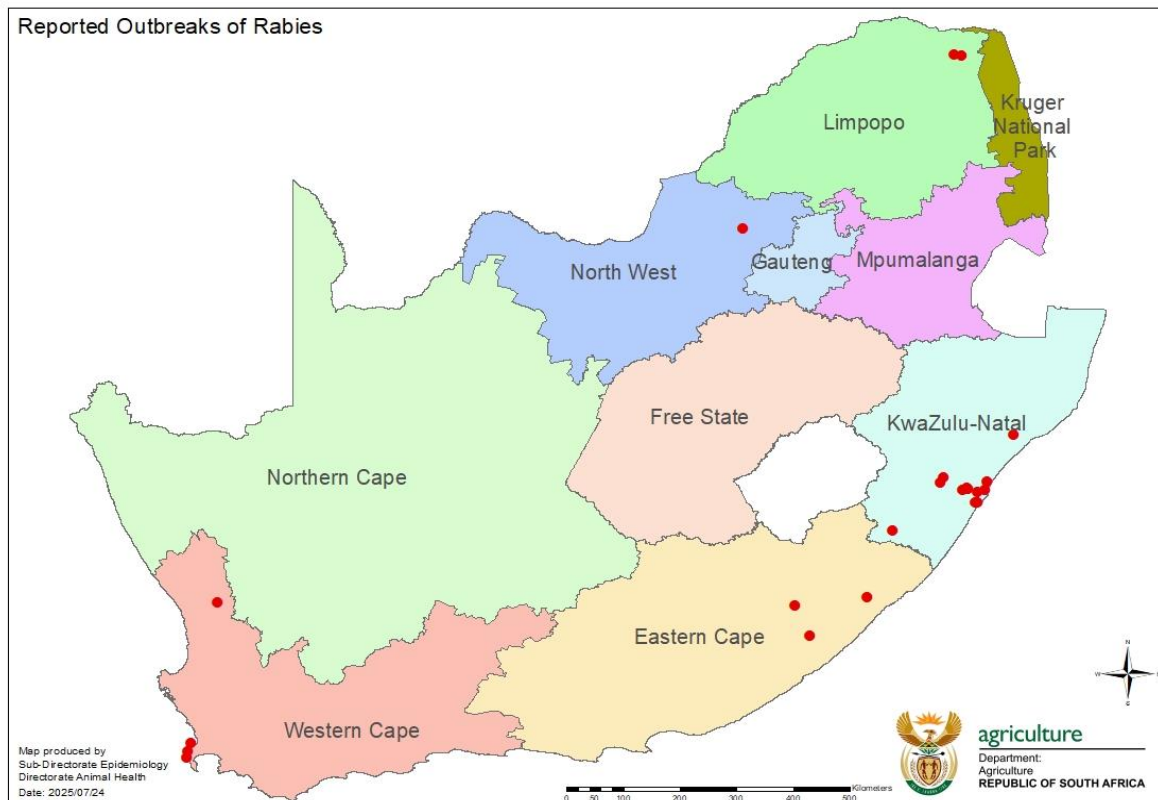
Province	Number of reported outbreaks
Eastern Cape Province	1
Free State	1
Gauteng	3
North West Province	1
Western Cape Province	1



Rabies

The following table indicates the number of reported rabies outbreaks per province

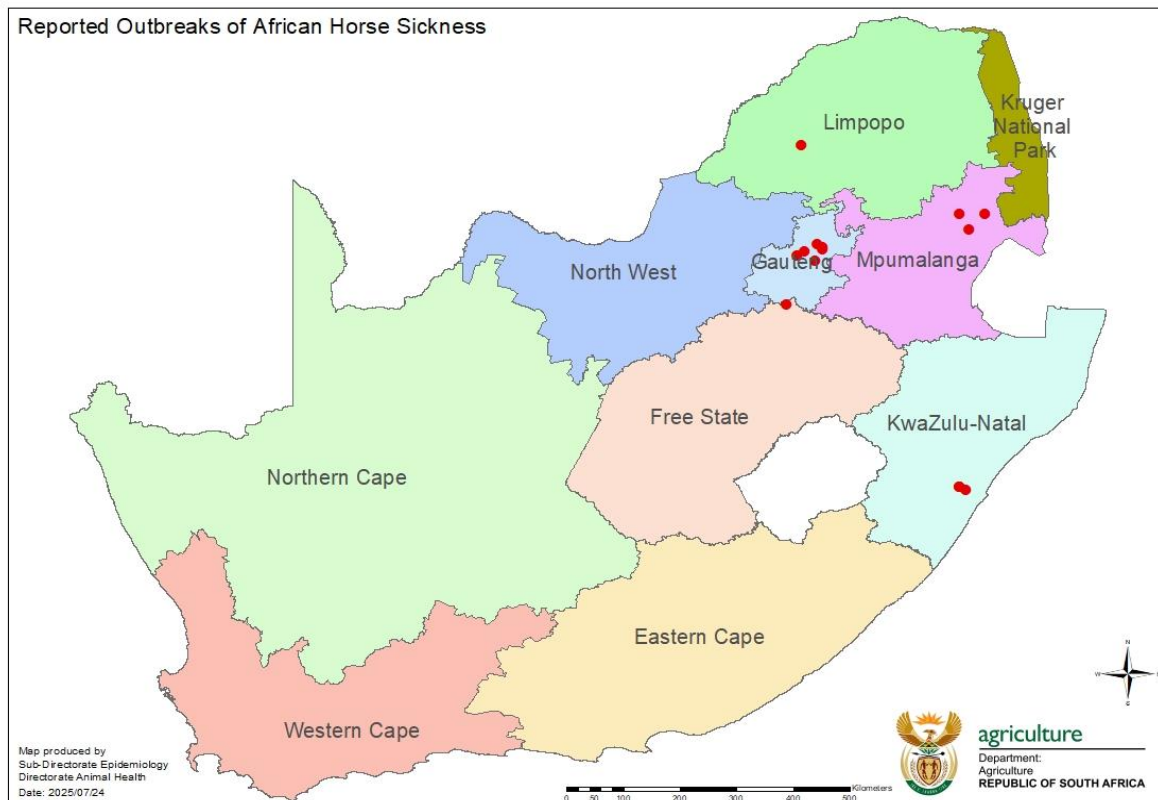
Province	Number of reported outbreaks
Eastern Cape Province	3
KwaZulu-Natal	12
Limpopo	2
North West Province	1
Western Cape Province	4



African Horse Sickness

The following table indicates the number of reported AHS outbreaks per province

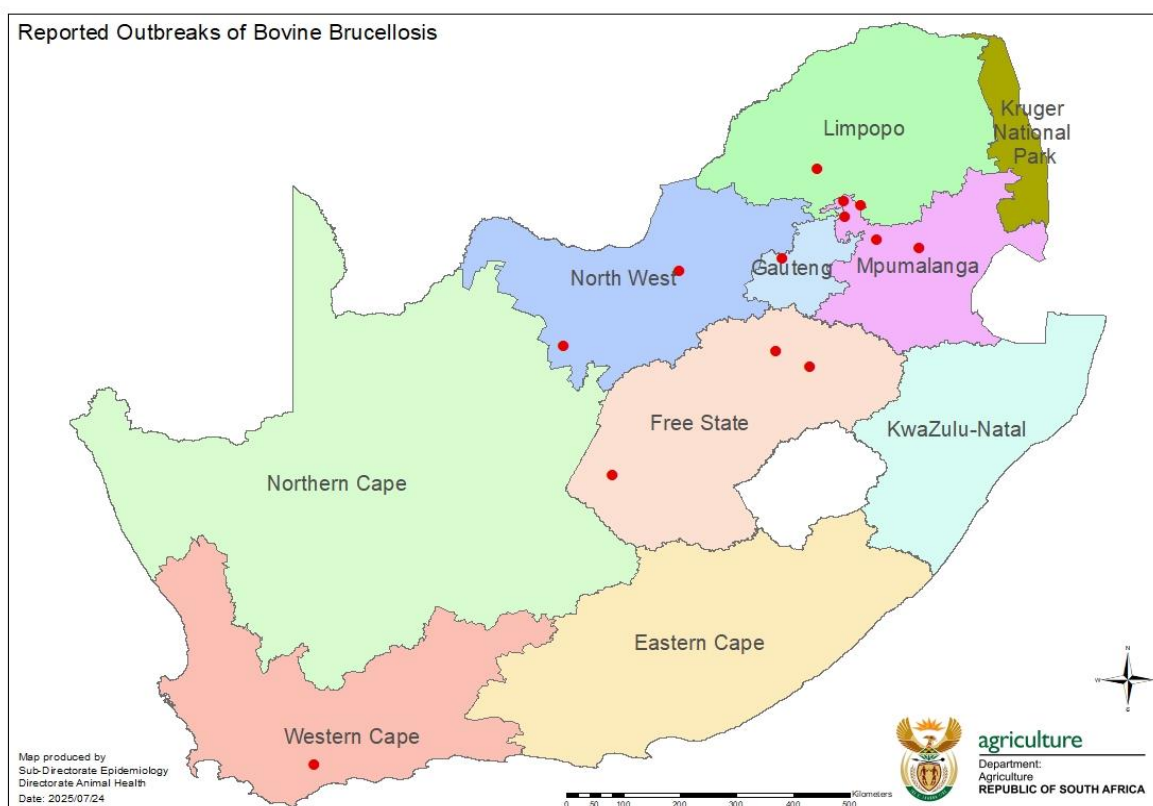
Province	Number of reported outbreaks
Free State	1
Gauteng	6
KwaZulu-Natal	4
Limpopo	1
Mpumalanga	3



Bovine Brucellosis

The following table indicates the number of reported Bovine Brucellosis outbreaks per province

Province	Number of reported outbreaks
Free State	3
Gauteng	1
Limpopo	1
Mpumalanga	5
North West Province	2
Western Cape Province	1



Anthrax

The following table indicates the number of reported Anthrax outbreaks per province

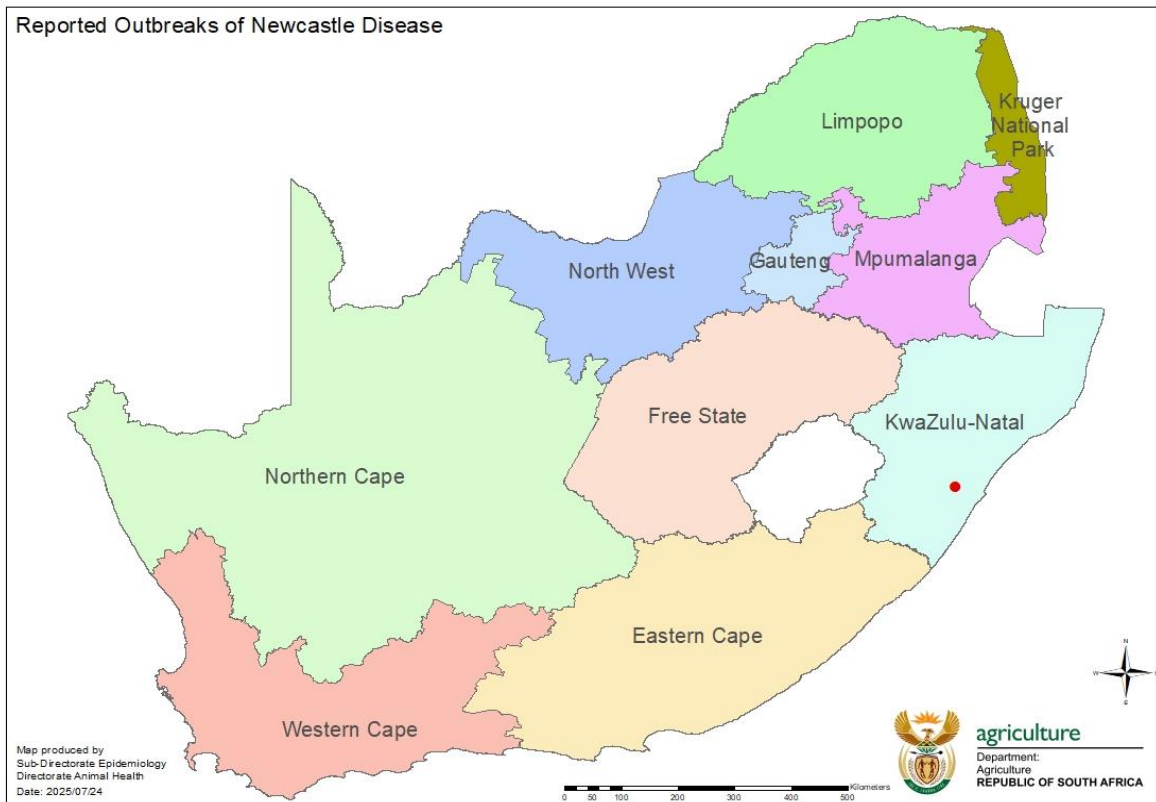
Province	Number of reported outbreaks
Kruger National Park	1



Newcastle Disease

The following table indicates the number of reported Newcastle outbreaks per province

Province	Number of reported outbreaks
KwaZulu-Natal	1



Disclaimer

Please take note that this report was automatically compiled using R, R-Studio, several R packages and the South African Animal Health Information System (SAAHIS). Any errors in the data will be copied verbatim into this report.

The data in this report only reflects reports received from the Provincial Veterinary Services and the data was not collected for the purposes of research. Any interpretation of this data should be done with full consideration of the situation on the ground and South Africa's Disease Reporting System.

For further details please contact the Sub-Directorate Epidemiology, Directorate Animal Health (Epidemiology@dalrrd.gov.za).

References

Directorate Animal Health, 2025, 'South African Animal Health Information System'.

Gohel, D., 2025, 'officer: Manipulation of Microsoft Word and PowerPoint Documents ', from <https://CRAN.R-project.org/package=officer>.

R Core Team, 2025, 'R: A Language and Environment for Statistical Computing', from <http://www.r-project.org/>.

Ripley, B. & Lapsley, M., 2025, 'RODBC: ODBC Database Access', from <http://cran.r-project.org/package=RODBC>.

RStudio Team, 2025, 'RStudio: Integrated Development Environment for R', from <http://www.rstudio.com/>.