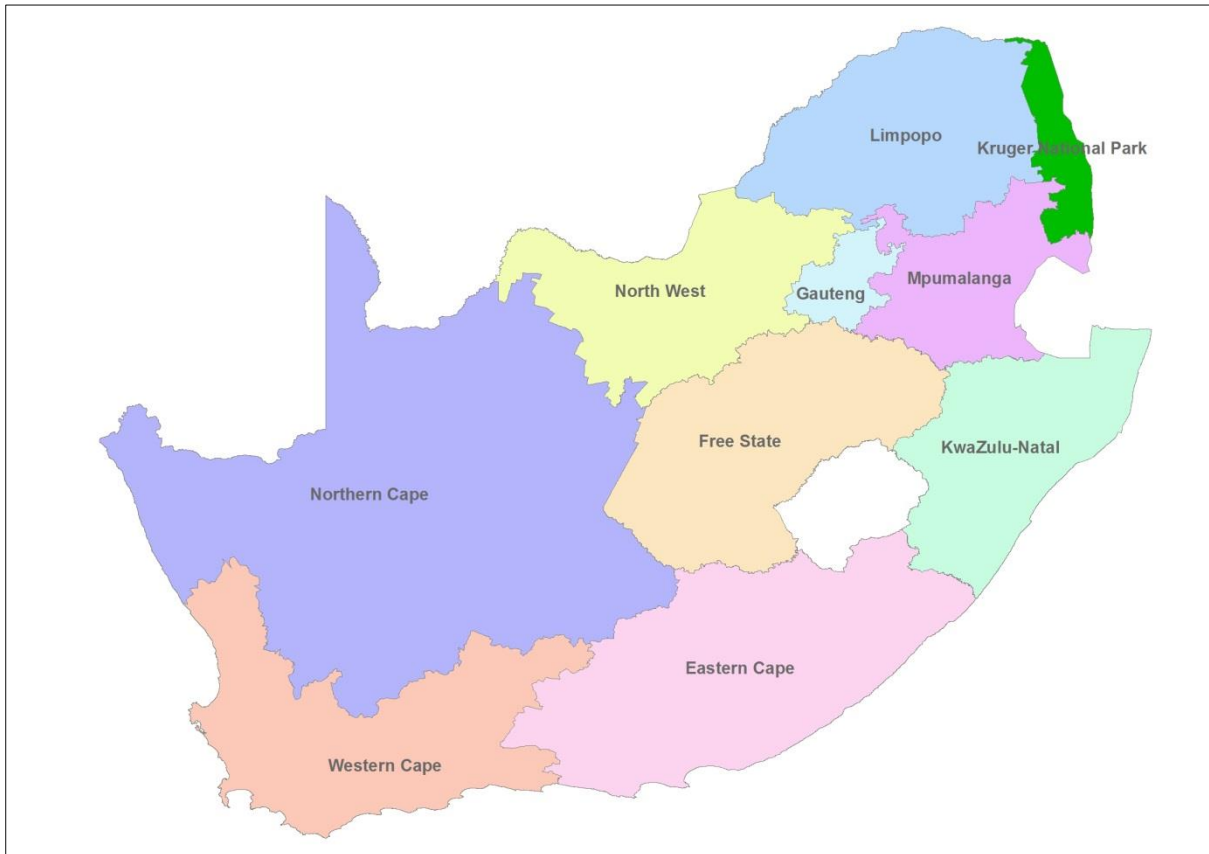


Animal Disease Reporting for the month May 2025



Sub-Directorate Epidemiology
Directorate Animal Health
08 September 2025

Introduction

According to the Animal Diseases Act, 1984 (Act 35 of 1984) Controlled and Notifiable Diseases must be reported to the local State Veterinarian. The local State Veterinarian compiles a monthly report on diseases that occurred in his/her State Vet Area and submits this report to the Provincial Director of Veterinary Services. At a Provincial level, all these reports are combined to compile a disease report for the province and this report is submitted to the Sub-Directorate Epidemiology in the Directorate Animal Health at the Department of Agriculture. All the provincial reports are combined to compile a national disease report.

Purpose of disease reporting

Reasons for disease reporting are:

- Proof of freedom
- Detection of outbreaks of important diseases
 - Prevent the spread of the disease
 - Institute control programs
 - Eradication of a disease
 - Warn neighbouring farmers/trade partners/neighbouring countries
 - Prevent the spread/occurrence of a disease in humans, e.g. rabies
 - Decrease the economic impact of a disease
 - Prevent spread of diseases to trading partners
- Disease control

Summary Statistics of the May 2025 report

| | |
|---|-------|
| Total number of outbreak and vaccination reports (data lines) | 3,456 |
| Total number of outbreaks | 193 |
| Total number of animals involved (cases) | 2,569 |
| Total number of diseases involved in outbreaks | 49 |
| Total number of State Vet Areas that reported | 107 |
| Total number of Local Municipalities reported from | 148 |
| Total number of species involved in outbreaks | 12 |

Reported Disease Outbreaks

The following tables indicate the disease outbreaks reported by the Provincial Veterinary Services.

Controlled Diseases

The following table indicates the reports of Controlled Diseases

| | Eastern Cape Province | Free State | Gauteng | Kruger National Park | KwaZulu-Natal | Limpopo | Mpumalanga | North West Province | Northern Cape Province | Western Cape Province | Total |
|---|-----------------------|------------|---------|----------------------|---------------|---------|------------|---------------------|------------------------|-----------------------|-------|
| African Horse Sickness | 0 | 0 | 11 | 0 | 0 | 0 | 0 | 2 | 1 | 1 | 15 |
| African Swine Fever | 0 | 0 | 0 | 0 | 0 | 0 | 1 | 0 | 0 | 0 | 1 |
| Avian Influenza: Highly Pathogenic: All HP, H5 And H7 / Fowl Plague | 0 | 0 | 0 | 0 | 0 | 0 | 0 | 0 | 0 | 1 | 1 |
| Avian Influenza: Low Pathogenic: H5 or H7 | 0 | 0 | 0 | 0 | 0 | 0 | 0 | 0 | 0 | 1 | 1 |
| Bovine Brucellosis (Brucella abortus) | 0 | 11 | 0 | 0 | 1 | 0 | 0 | 5 | 0 | 1 | 18 |
| FMD - Virus SAT 2 | 0 | 0 | 3 | 0 | 9 | 0 | 0 | 0 | 0 | 0 | 12 |
| Rabies | 0 | 1 | 0 | 0 | 15 | 0 | 0 | 1 | 0 | 1 | 18 |
| Salmonella enteritidis | 0 | 0 | 0 | 0 | 0 | 0 | 0 | 1 | 0 | 1 | 2 |
| Sheep Scab | 0 | 0 | 0 | 0 | 0 | 0 | 0 | 0 | 0 | 1 | 1 |
| Total | 0 | 12 | 14 | 0 | 25 | 0 | 1 | 9 | 1 | 7 | 69 |

Notifiable diseases

The following table indicates the reports of Notifiable diseases

| | Eastern Cape Province | Free State | Gauteng | Kruger National Park | KwaZulu-Natal | Limpopo | Mpumalanga | North West Province | Northern Cape Province | Western Cape Province | Total |
|---|-----------------------|------------|-----------|----------------------|---------------|----------|------------|---------------------|------------------------|-----------------------|-----------|
| Bluetongue | 0 | 2 | 16 | 0 | 0 | 0 | 0 | 1 | 0 | 0 | 19 |
| Bovine Malignant Catarrhal fever | 2 | 0 | 1 | 0 | 0 | 0 | 0 | 3 | 0 | 0 | 6 |
| Lumpy Skin Disease | 0 | 0 | 0 | 0 | 0 | 1 | 0 | 0 | 0 | 0 | 1 |
| Swine Erysipelas / Diamond skin disease | 0 | 0 | 0 | 0 | 0 | 0 | 0 | 0 | 0 | 3 | 3 |
| Total | 2 | 2 | 17 | 0 | 0 | 1 | 0 | 4 | 0 | 3 | 29 |

Other diseases

The following table indicates the reports of diseases that are not Controlled or Notifiable. Reporting of these diseases are not compulsory.

| | Eastern Cape Province | Free State | Gauteng | Kruger National Park | KwaZulu-Natal | Limpopo | Mpumalanga | North West Province | Northern Cape Province | Western Cape Province | Total |
|--|-----------------------|------------|---------|----------------------|---------------|---------|------------|---------------------|------------------------|-----------------------|-------|
| Anaplasmosis | 0 | 0 | 0 | 0 | 0 | 2 | 5 | 0 | 0 | 0 | 7 |
| Babesiosis (Redwater) | 0 | 1 | 0 | 0 | 0 | 0 | 1 | 0 | 0 | 0 | 2 |
| Besnoitiosis / Elephant skin disease | 0 | 0 | 0 | 0 | 0 | 1 | 0 | 0 | 0 | 0 | 1 |
| Bovine Papilloma Virus | 0 | 0 | 0 | 0 | 0 | 1 | 0 | 0 | 0 | 0 | 1 |
| Brucella Ovis Infection (Ovine Epididymitis) | 0 | 0 | 0 | 0 | 0 | 0 | 0 | 0 | 1 | 0 | 1 |
| Canine Babesioses | 1 | 5 | 0 | 0 | 0 | 3 | 0 | 0 | 0 | 0 | 9 |

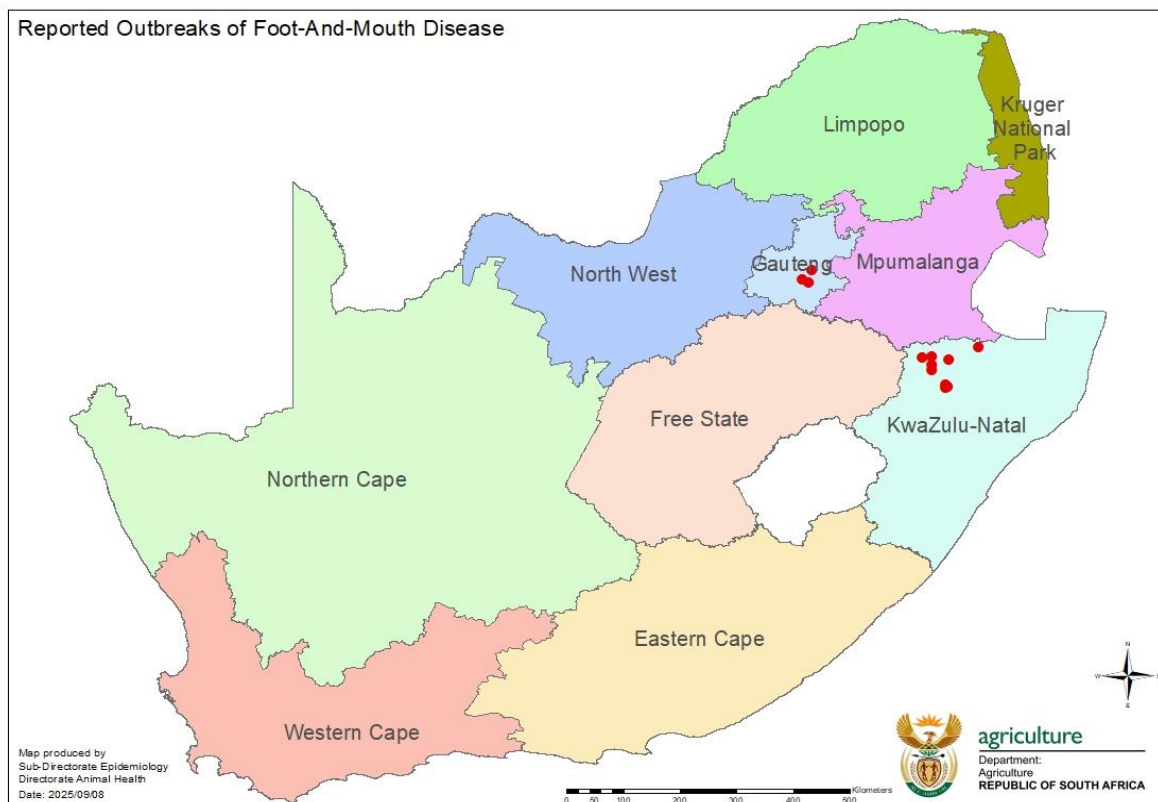
| | Eastern Cape Province | Free State | Gauteng | Kruger National Park | KwaZulu-Natal | Limpopo | Mpumalanga | North West Province | Northern Cape Province | Western Cape Province | Total |
|--|-----------------------|------------|----------|----------------------|---------------|-----------|------------|---------------------|------------------------|-----------------------|-----------|
| Canine Distemper | 0 | 1 | 0 | 0 | 0 | 1 | 0 | 0 | 0 | 0 | 2 |
| Canine Ehrlichia | 0 | 5 | 0 | 0 | 0 | 4 | 0 | 0 | 0 | 0 | 9 |
| Canine Parvo Virus | 1 | 5 | 0 | 0 | 0 | 3 | 0 | 0 | 8 | 0 | 17 |
| Coccidiosis | 0 | 1 | 0 | 0 | 0 | 1 | 1 | 0 | 0 | 0 | 3 |
| Contagious Ophthalmia | 1 | 0 | 0 | 0 | 0 | 0 | 2 | 0 | 0 | 0 | 3 |
| Contagious Pustular Dermatitis / Orf | 0 | 0 | 0 | 0 | 0 | 2 | 0 | 0 | 0 | 0 | 2 |
| Cysticercosis (<i>Cysticercus bovis</i>) | 0 | 0 | 0 | 0 | 0 | 0 | 0 | 4 | 0 | 0 | 4 |
| Dermatophilosis | 0 | 0 | 0 | 0 | 0 | 0 | 1 | 0 | 0 | 0 | 1 |
| E. coli/Colibacillosis | 0 | 0 | 0 | 0 | 0 | 1 | 0 | 0 | 0 | 0 | 1 |
| Equine Encephalosis Virus (EEV) | 0 | 1 | 0 | 0 | 0 | 0 | 0 | 0 | 0 | 0 | 1 |
| Foot-Rot | 0 | 1 | 0 | 0 | 0 | 1 | 0 | 0 | 0 | 0 | 2 |
| Fowl Pox | 0 | 1 | 0 | 0 | 0 | 0 | 0 | 0 | 0 | 0 | 1 |
| Heartwater | 0 | 0 | 0 | 0 | 0 | 4 | 17 | 0 | 0 | 0 | 21 |
| Human Tuberculosis | 0 | 0 | 0 | 0 | 1 | 0 | 0 | 0 | 0 | 0 | 1 |
| Infectious Coryza | 0 | 0 | 0 | 0 | 0 | 2 | 0 | 0 | 0 | 0 | 2 |
| Mastitis | 0 | 1 | 0 | 0 | 0 | 1 | 0 | 0 | 0 | 0 | 2 |
| Sarcoptic Mange | 0 | 1 | 0 | 0 | 0 | 0 | 0 | 0 | 0 | 0 | 1 |
| Ulcerative Lymphangitis | 1 | 0 | 0 | 0 | 0 | 0 | 0 | 0 | 0 | 0 | 1 |
| Total | 4 | 23 | 0 | 0 | 1 | 27 | 27 | 4 | 9 | 0 | 95 |

Information and maps of Specific Diseases

Foot and mouth disease (FMD)

The following table indicates the number of reported FMD outbreaks per province

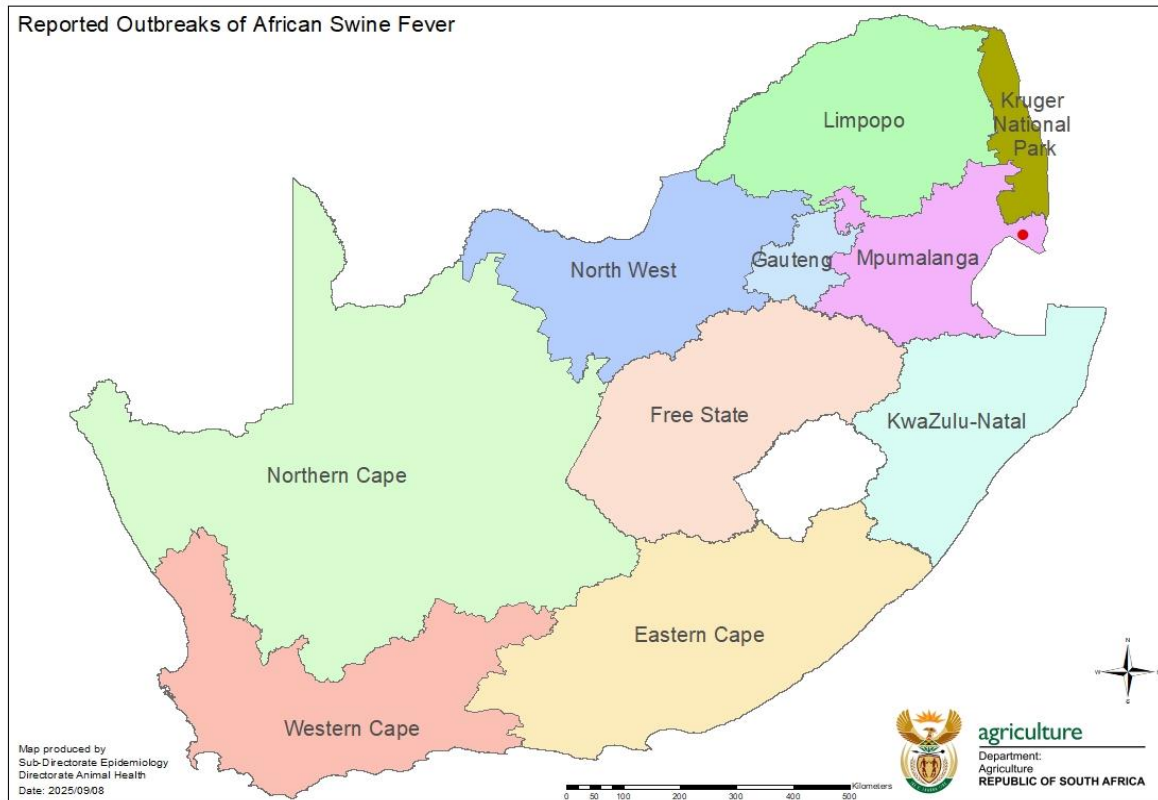
| Province | Number of reported outbreaks |
|---------------|------------------------------|
| Gauteng | 3 |
| KwaZulu-Natal | 9 |



African swine fever (ASF)

The following table indicates the number of reported ASF outbreaks per province

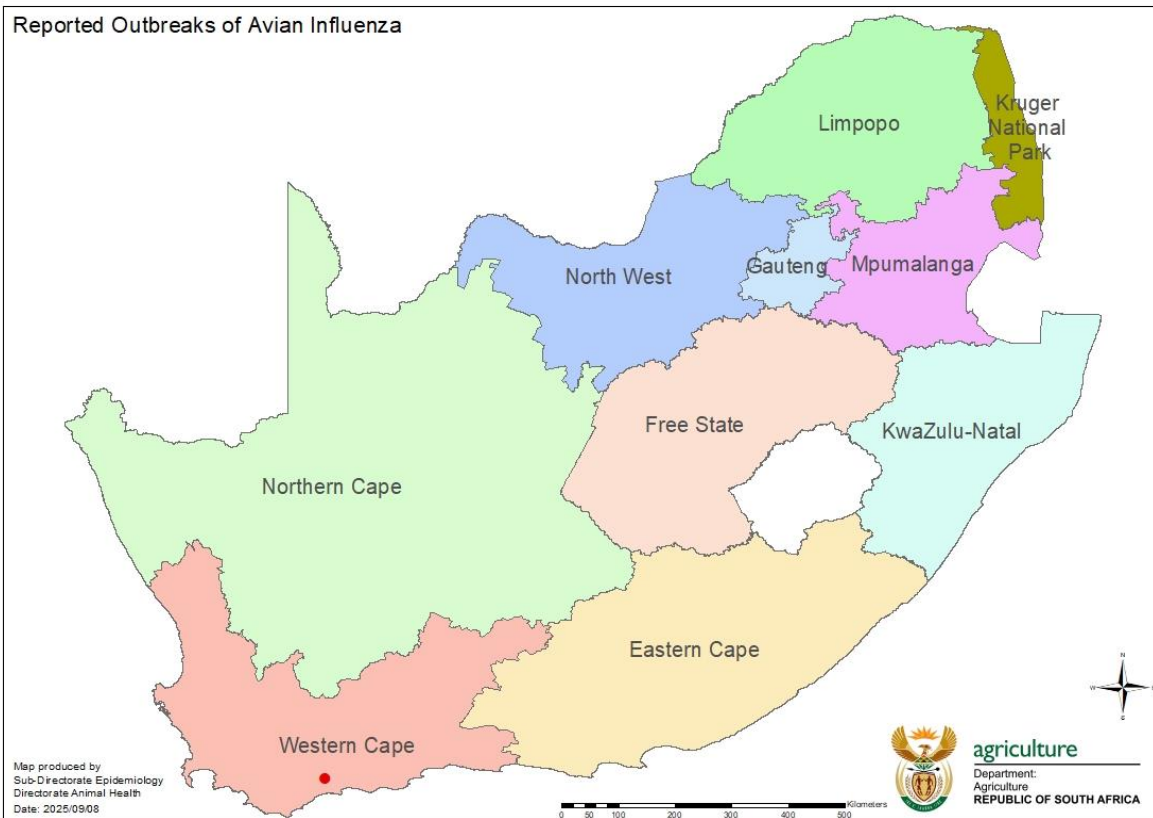
| Province | Number of reported outbreaks |
|------------|------------------------------|
| Mpumalanga | 1 |



Avian Influenza

The following table indicates the number of reported Avian Influenza outbreaks per province

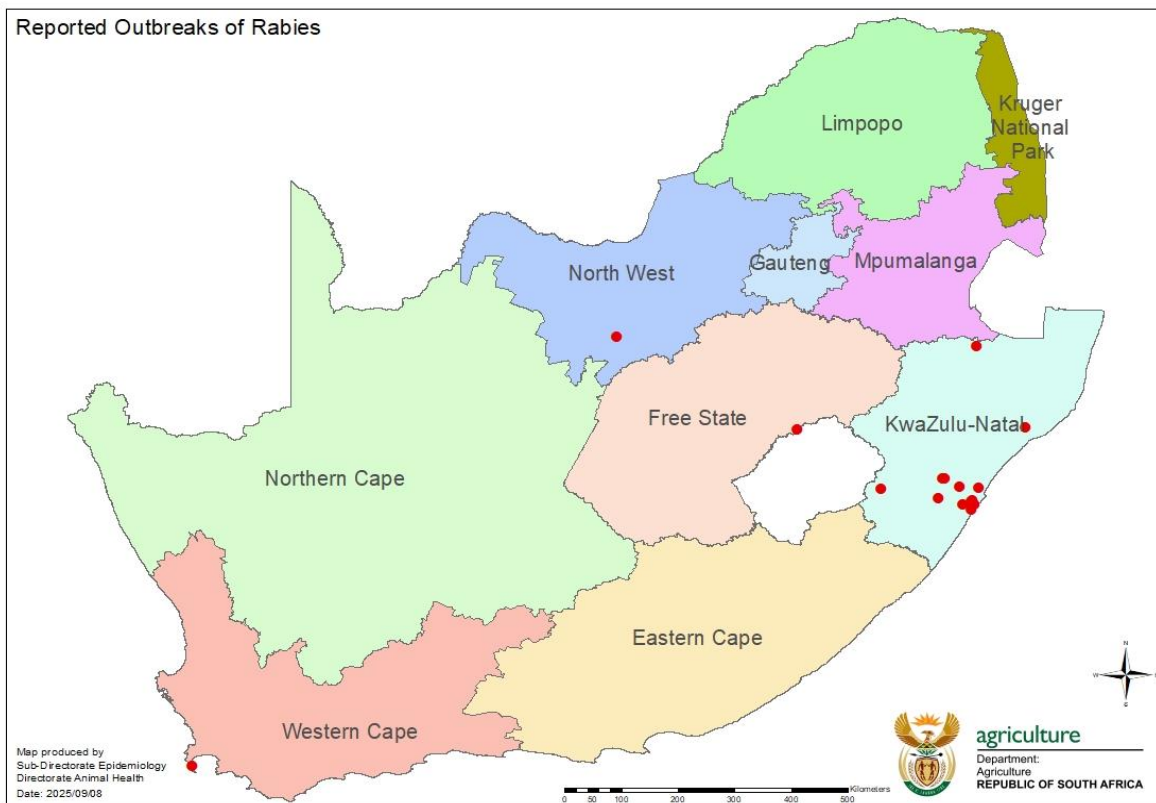
| Province | Avian Influenza Strain | Number of reported outbreaks |
|-----------------------|---|------------------------------|
| Western Cape Province | Avian Influenza: Highly Pathogenic: All HP, H5 And H7 / Fowl Plague | 1 |



Rabies

The following table indicates the number of reported rabies outbreaks per province

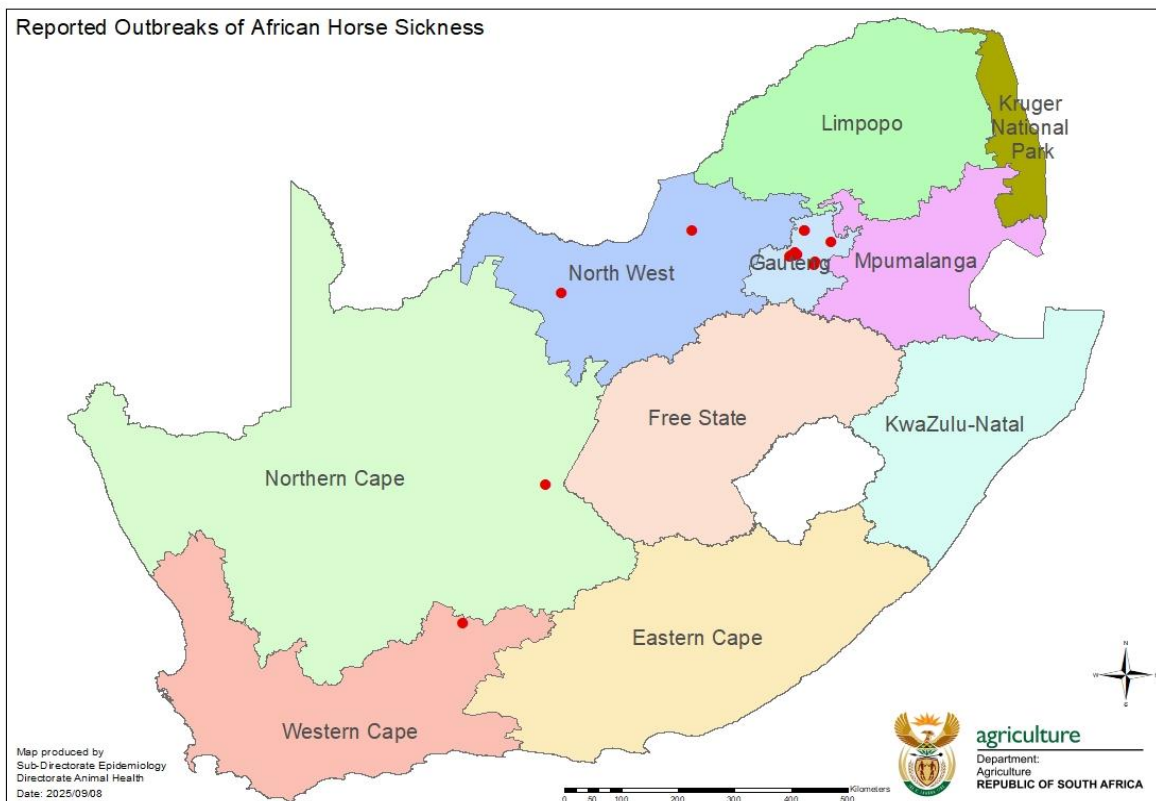
| Province | Number of reported outbreaks |
|-----------------------|------------------------------|
| Free State | 1 |
| KwaZulu-Natal | 15 |
| North West Province | 1 |
| Western Cape Province | 1 |



African Horse Sickness

The following table indicates the number of reported AHS outbreaks per province

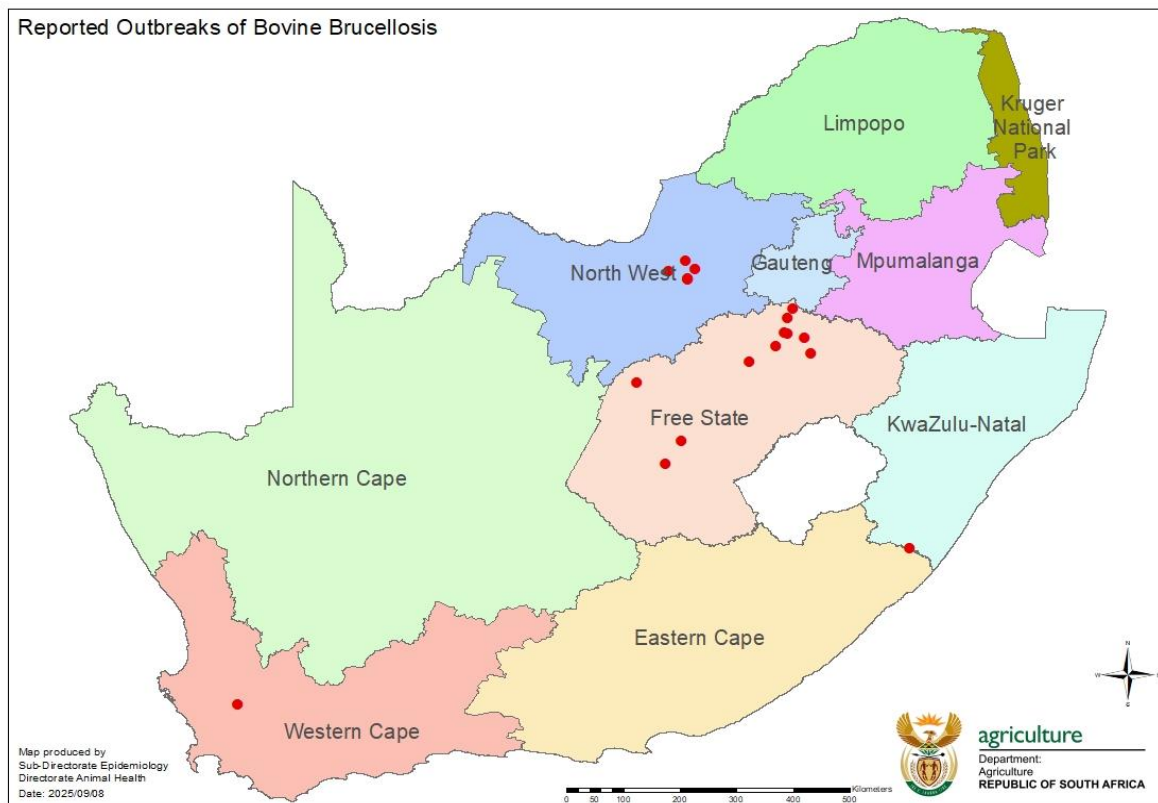
| Province | Number of reported outbreaks |
|------------------------|------------------------------|
| Gauteng | 11 |
| North West Province | 2 |
| Northern Cape Province | 1 |
| Western Cape Province | 1 |



Bovine Brucellosis

The following table indicates the number of reported Bovine Brucellosis outbreaks per province

| Province | Number of reported outbreaks |
|-----------------------|------------------------------|
| Free State | 11 |
| KwaZulu-Natal | 1 |
| North West Province | 5 |
| Western Cape Province | 1 |



Disclaimer

Please take note that this report was automatically compiled using R, R-Studio, several R packages and the South African Animal Health Information System (SAAHIS). Any errors in the data will be copied verbatim into this report.

The data in this report only reflects reports received from the Provincial Veterinary Services and the data was not collected for the purposes of research. Any interpretation of this data should be done with full consideration of the situation on the ground and South Africa's Disease Reporting System.

For further details please contact the Sub-Directorate Epidemiology, Directorate Animal Health (Epidemiology@dalrrd.gov.za).

References

Directorate Animal Health, 2025, 'South African Animal Health Information System'.

Gohel, D., 2025, 'officer: Manipulation of Microsoft Word and PowerPoint Documents ', from <https://CRAN.R-project.org/package=officer>.

R Core Team, 2025, 'R: A Language and Environment for Statistical Computing', from <http://www.r-project.org/>.

Ripley, B. & Lapsley, M., 2025, 'RODBC: ODBC Database Access', from <http://cran.r-project.org/package=RODBC>.

RStudio Team, 2025, 'RStudio: Integrated Development Environment for R', from <http://www.rstudio.com/>.