



agriculture

Department:
Agriculture
REPUBLIC OF SOUTH AFRICA

Agro-processing Annual Brief for 2024

Directorate: Agro-processing Support

Highlights of 2024

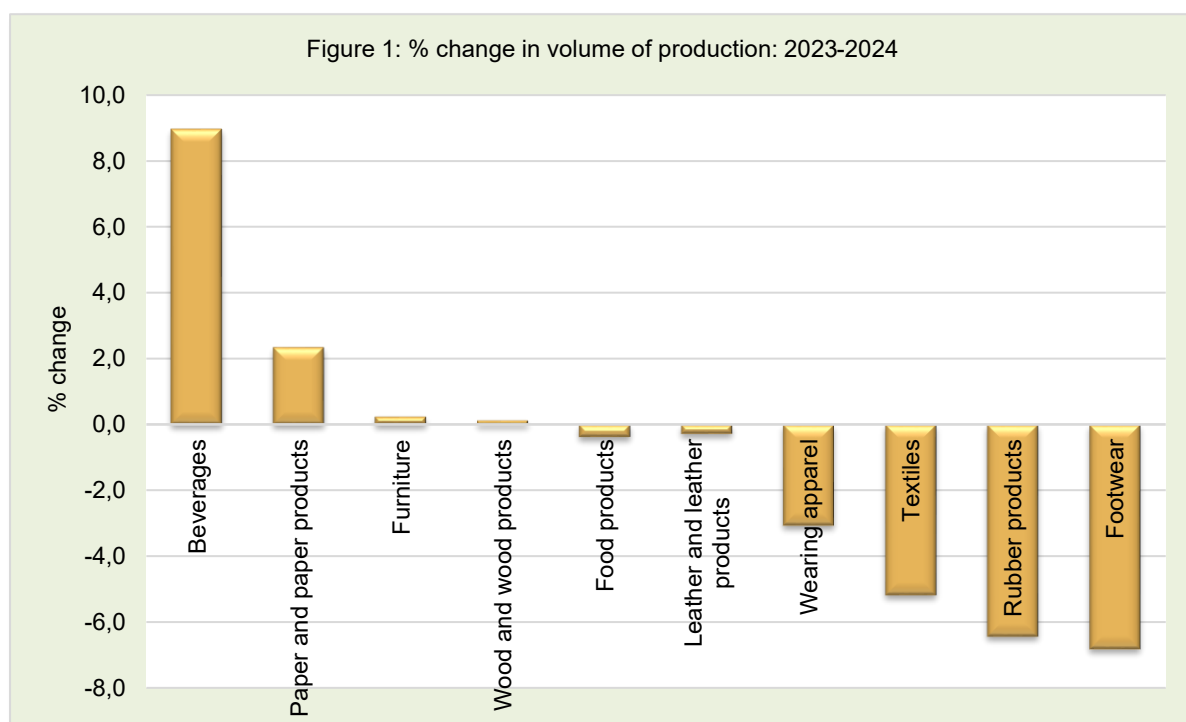
In 2024, the agro-processing sector's seasonally adjusted volume of production contracted by 0,8% from a 0,6% growth in the previous year.

In 2024, the annual agro-processing sector's seasonally adjusted value of sales moderated by 3,1% from a 19,3% growth in 2023.

The agro-processing sector's trade deficit rebounded by 12,4% in 2024 from a 27,7% growth in 2023, this translates to a trade deficit of R53,18 billion in 2024 from a trade surplus of R47,32 billion in 2023.

The annual employment in the agro-processing sector contracted by 0,8% in 2024 following a 1,0% growth recorded in 2023 which translates to 8 333 jobs created in the year of review.

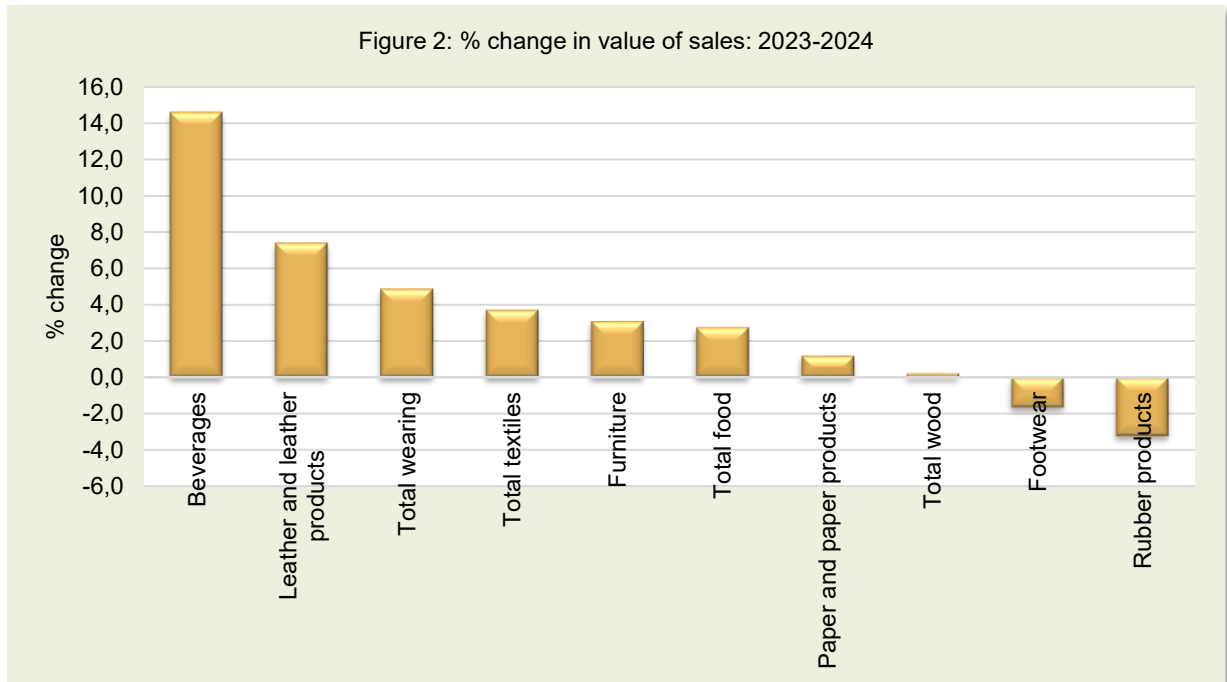
1. Volume of production



Source: Statistics SA, 2025

In 2024, the agro-processing sector's seasonally adjusted volume of production contracted by 0,8% from a 0,6% growth in the previous year. most of the divisions of the agro processing sector contracted during the period, and those sectors were: food products (0,4%), footwear (6,8%), and rubber products (6,4%) divisions. The beverages (9,0%) and paper and paper products (2,4%) divisions rebounded, furniture (0,2%) and wood and wood products (0,1%) divisions moderated, while wearing apparel (3,1%), and leather and leather products (0,3%) divisions receded further (see Figure 1).

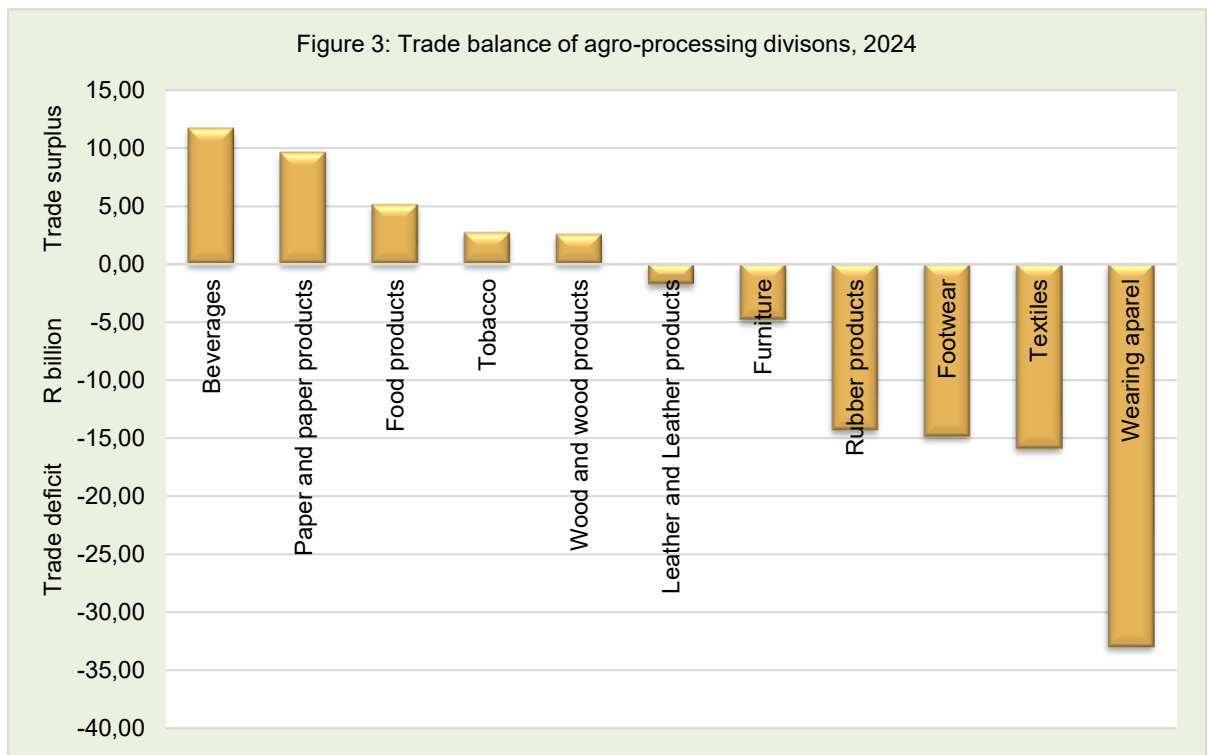
2. Sales



Source: Statistics SA, 2025

In 2024, the annual agro-processing sector's seasonally adjusted value of sales moderated by 3,1% from a 19,3% growth in 2023. Therefore, sales increased from R1 065 713,3 million in 2023 to about R1 13193,5 million in 2024. Most of the seasonally adjusted value of sales divisions moderated during the period, and those divisions were: textiles (3,7%), furniture (3,1%), food products (2,8%), paper and paper products (1,2%) and wood and wood products (0,2%). However, beverages (14,6%), leather and leather products (7,4%) and wearing apparel divisions expanded, while footwear (1,6%) and rubber products (3,2%) divisions contracted (see Figure 2).

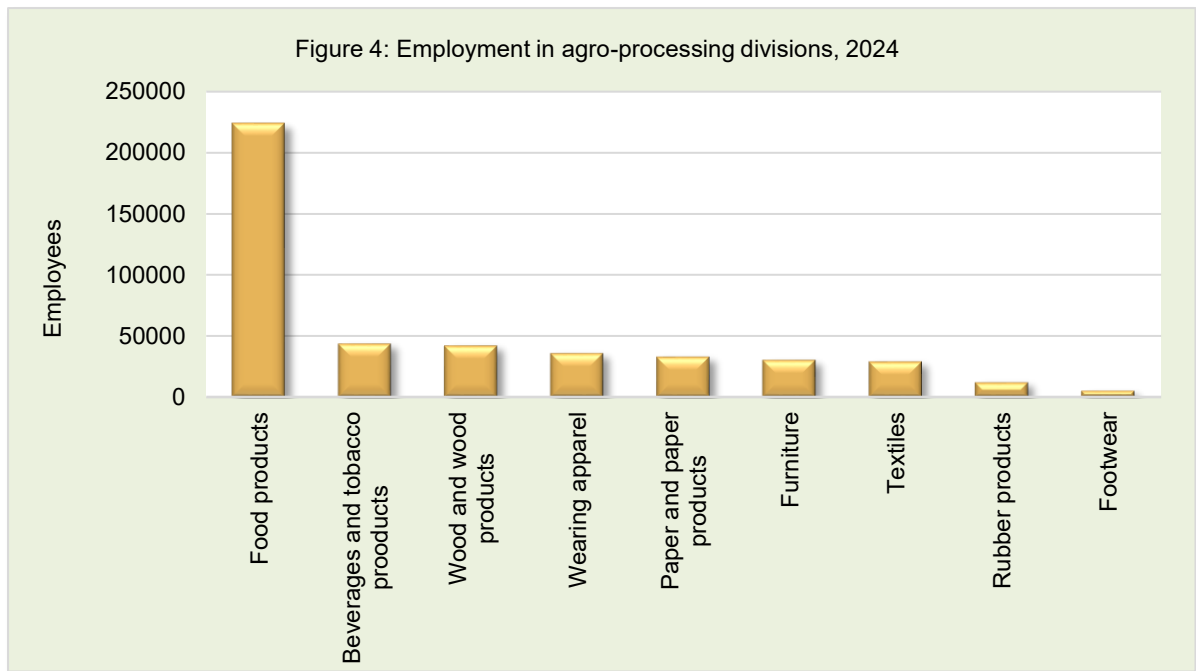
3. Trade



Source: Quantec, 2025

The agro-processing sector's trade deficit rebounded by 12,4% in 2024 from a 27,7% growth in 2023, this translates to a trade deficit of R53,18 billion in 2024 from a trade surplus of R47,32 billion in 2023. The following divisions registered a trade surplus during the period: Beverages (R11,66 billion), paper and paper products (R9,61 billion), food products (R5,09 billion), tobacco (R2,70 billion) and wood and wood products (R2,53 billion). However, the wearing apparel (R33,01 billion), textiles (R15,94 billion), footwear (14,89 billion), rubber products (R14,33 billion), furniture (R4,85 billion) and leather and leather products (R1,77 billion) divisions registered a trade deficit in 2024 (see Figure 3).

4. Employment



Source: Statistics SA 2025

Figure 4 above shows employment in the agro-processing divisions in 2024. Employment in the agro-processing sector contracted by 0,8% in 2024 following a 1,0% growth recorded in 2023, which represents 3 888 jobs created in 2024 as compared to the preceding year. In 2024, the following divisions in the agro-processing divisions shed further jobs as compared to 2023: beverages and tobacco (1 257), furniture (918), paper and paper products (764), rubber products (704), wood and wood products (240) and food products (171). However, wearing apparel (229), textiles (65) and footwear (35) divisions created more jobs in 2024.

All correspondence can be addressed to:

The Directorate: Agro-processing Support

Private Bag X416, Pretoria, 0001, South Africa

Tel.: +27 (12) 319 8458/8457

Fax: +27(12) 319 8093

E-mail: JoshuaM@nda.gov.za

This publication is also available on the internet at:

<http://www.nda.gov.za>

This document has been compiled by the Department of Agriculture, and every effort has been made to ensure the accuracy and thoroughness of the information contained herein and the department cannot be held responsible for any errors, omissions or inaccuracies in such information and data, whether inadvertent or otherwise. The Department of Agriculture therefore accepts no liability that can be incurred resulting from the use of this information.