



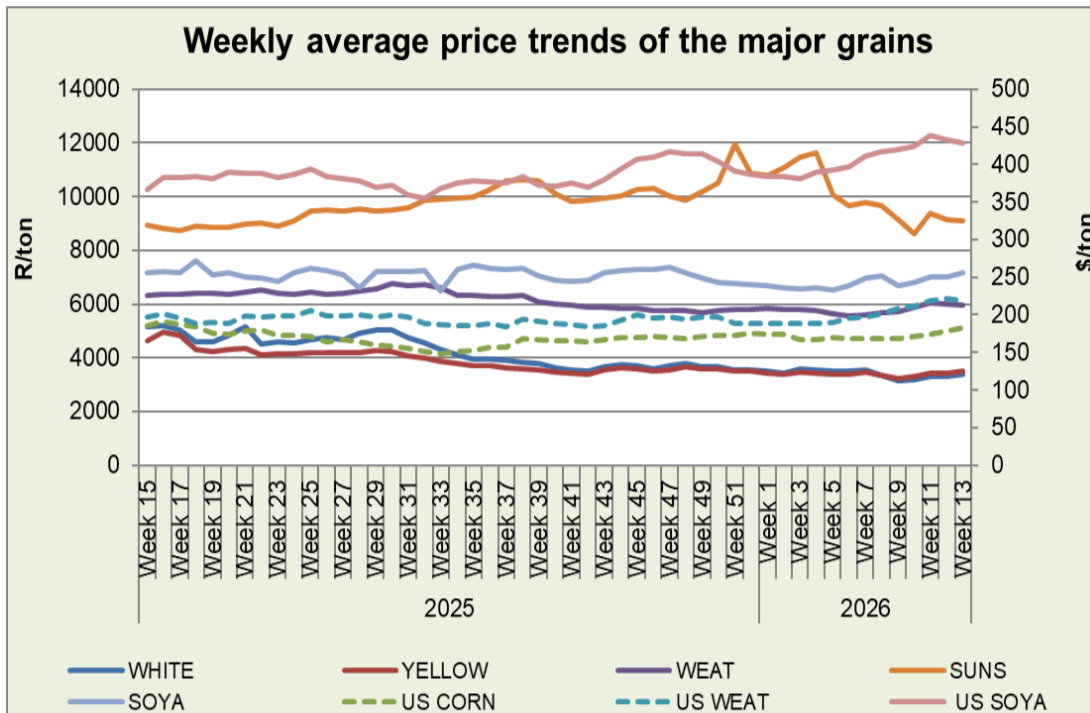
# agriculture

Department:  
Agriculture  
REPUBLIC OF SOUTH AFRICA

## Weekly Price Watch: 27 March 2026

Directorate: Statistics & Economic Analysis

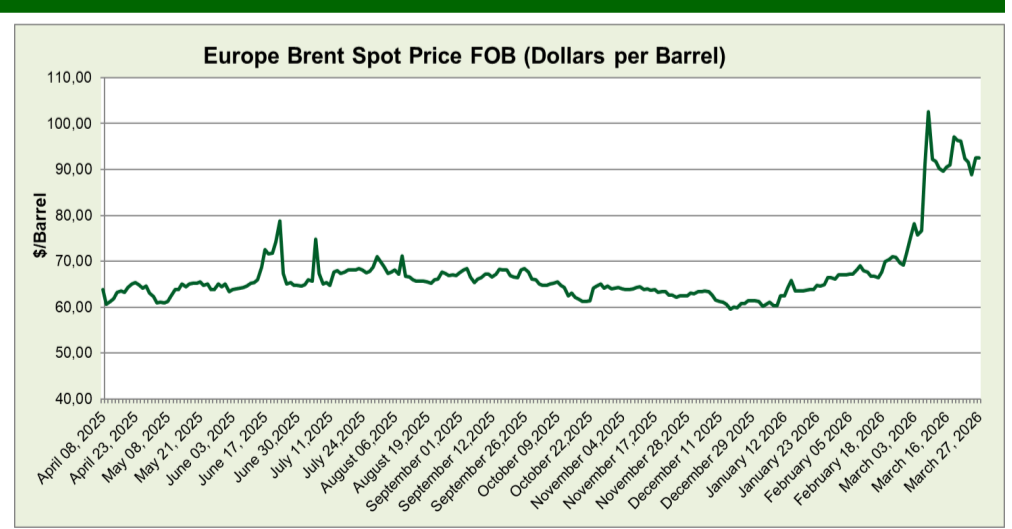
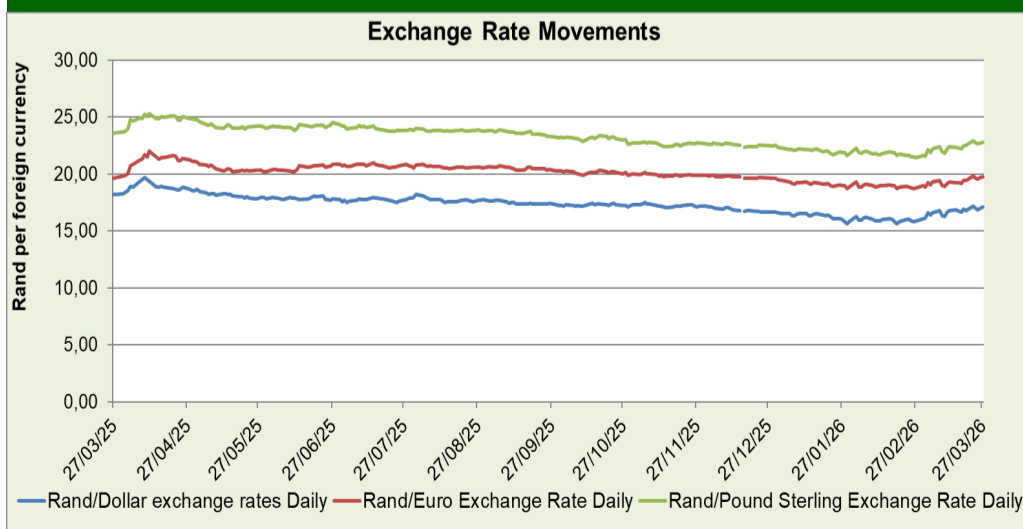
Sub-directorate: Economic Analysis



The international & local maize prices increased relative to the previous week. The local white and yellow maize prices increased by 2.2% and 2% while the international maize price increased by 2.3% compare to last week. The rising commodity prices is due to the expected rise in input costs and shortages expected due to the uncertainty pertaining to the war between the USA, Israel & Iran. The Iran war is cutting-off fertilizer supplies. The local and international wheat price decreased this week compared to last week, the local wheat price decreased by 0.1% and the international wheat price decreased by 1.2%. Local wheat prices were lower as a result of lower trading volumes, while USA wheat decreased as a result of good weather forecasts in growing areas. The price of local soybeans increased by 2.7% while the international soybeans price decreased by a percentage point as USA farmers expect to plant more soybeans. The price of sunflower decreased by 0.2%.

### Spot price trends of major grains commodities

	1 year ago Week 13 (24-03-25 to 28-03-25)	Last week Week 12 (16-03-26 to 20-03-26)	This week Week 13 (23-03-26 to 27-03-26)	w-o-w % change
RSA White Maize per ton	R4 809,60	R 3 307.80	R3 382,0	2,2%
RSA Yellow Maize per ton	R4 595,20	R 3 427.80	R3 497,0	2,0%
USA Yellow Maize per ton	\$180,10	\$ 178.69	\$182,8	2,3%
RSA Wheat per ton	R6 171,00	R 5 985.20	R5 979,8	-0,1%
USA Wheat per ton	\$199,65	\$ 221.37	\$218,7	-1,2%
RSA Soybeans per ton	R7 237,80	R 6 988.20	R7 175,6	2,7%
USA Soybeans per ton	\$370,08	\$ 432.16	\$428,05	-1,0%
RSA Sunflower seed per ton	R7 237,80	R 9 131.40	R9 110,8	-0,2%
Crude oil per barrel	\$71,40	\$ 94.22	\$91,62	-2,8%



The rand weakened against the dollar, euro and pound this week relative to the previous week, depreciating by 1.4%, 2% and 1.7% respectively. Uncertainty pertaining to the war between the USA, Israel and Iran has resulted in markets opting for safer heaven currencies, pricing-inn war uncertainties.

The price of crude oil decreased by 2.8% relative to the previous week. The oil price fell on Friday, resulting in prices being lower on average this week, as President Trump extended the Iran cease fire deal to 6 April or they will face further attacks. This provided a brief relief to the markets.



## National South African Price information (RMAA) : Beef

Week 11 (09/03/2026 to 15/03/2026)				Week 12 (16/03/2026 to 22/03/2026)			
	Units	Avg Purchase Price	Avg Selling Price		Units	Avg Purchase Price	Avg Selling Price
Class A2	10 154	62,12	64,26	Class A2	9991	61,26	62,92
Class A3	820	62,37	66,03	Class A3	735	62,17	64,06
Class C2	895	57,79	59,74	Class C2	960	57,62	60,12

The units of beef traded this week decreased for class A2 and A3 by 1.6% and 10.4% while increasing for class C2 by 7.3 compared to the previous week. The producer prices declined for all classes, the price of Class A2, A3 and C2 beef declined by 1.4%, 0.3% and 0.3%. The market price decreased for class A2 and A3 by 2.1%, 3% while the price increased for class C2 by 0.6%.

## National South African Price information (RMAA) : Lamb

Week 11 (09/03/2026 to 15/03/2026)				Week 12 (16/03/2026 to 22/03/2026)			
	Units	Avg Purchase Price	Avg Selling Price		Units	Avg Purchase Price	Avg Selling Price
Class A2	16 034	101,87	102,31	Class A2	15202	100,91	102,36
Class A3	2 569	96,29	101,44	Class A3	2840	94,41	99,81
Class C2	1 759	80,13	86,34	Class C2	1693	79,10	84,68

The units of lamb traded this week decreased for class A2 and C2 by 5.2% and 3.8% this week compared to the previous week, while the price of class A3 lamb increased by 10.5%. The producer prices for class A2, A3 and C2 lamb decreased by 0.9%, 1.9% and 1.3%. The market price for class A2 remained the same while the price decreased for class A2 and C2 by 1.6% and 1.9% respectively.

## National South African Price information (RMAA) : Pork

Week 11 (09/03/2026 to 15/03/2026)			Week 12 (16/03/2026 to 22/03/2026)		
	Units	Avg Purchase Price		Units	Avg Purchase Price
Class BP	3 705	41.99	Class BP	3021	41,21
Class HO	8 240	40.03	Class HO	8410	39,85
Class HP	17 138	39.97	Class HP	16257	40,15

The units of Pork traded this week decreased for class BP and class HP by 18.5% and 5.1% while increasing for class HO by 2.1% relative to the previous week. The producer prices for class BP and HO decreased by 1.9% and 0.4% while increasing for class HP by 0.5% this week compared to the previous week.

## Latest News Developments

The South African reserve bank kept its policy rate at 6.75% on Thursday stating that caution was needed. According to some economists, the Reserve Bank's hawkish position has provided some mild support to the rand. ETM Analytics stated that the South African Reserve Bank will have a lot to consider in the coming months and will need to constantly walk a fine line between containing inflation expectations and not disrupting the country's Gross Domestic Product growth dynamic.

Agri SA says court ruling of State-controlled FMD vaccine procurement must be respected. The court ruled in favour of the Department of Agriculture (DoA) on March 24, affirming the State's authority to manage FMD vaccine procurement, with industry organisations Sakeliga, Southern African Agri Initiative and Free State Agriculture having argued that the private sector ought to be allowed to procure and administer vaccines. Agri SA stated that although it is regrettable that there is contention about government's approach to dealing with foot-and-mouth disease (FMD) in the country amid one of the worst outbreaks and animal crises ever experienced, Agri SA stated that the latest Gauteng High Court order must be respected.

It is important to note that, FMD is a "controlled animal disease" under legislation such as the Animal Diseases Act in South Africa, meaning it is not just a voluntary measure, but a legal obligation. However according to the World Organisation for Animal Health (WOAH, formerly OIE), the responsibility for controlling and curbing Foot and Mouth Disease (FMD) is a coordinated, multi-level effort between National Government Authorities (Veterinary Services), Livestock Owners and Producers, Municipalities & Industry Stakeholders.

Fuel shortages due to high oil prices from wars in the Middle East threatens South African wheat and maize crops production. Farmers in South Africa are heading into the winter planting season with surging diesel prices and tightening supplies as a result of the Middle East conflicts, threatening production.

Goldman Sachs says disruptions of nitrogen fertilizer supply through the Strait of Hormuz which has been effectively blocked since the war between USA, Israel and Iran. This could reduce global grain yields and shift planting decisions, potentially lifting grain prices. Fertilizer shortages may lead to lower grain output through delayed or suboptimal nitrogen application and encourage farmers to plant less fertilizer-intensive crops such as soybeans, the report noted. Nitrogen fertilizer accounts to roughly 20% of grain production costs, has seen prices rise 40% since the onset of the conflict. A quarter of global nitrogen trade and about 20% of LNG shipments, key for nitrogen production and transit at the Strait of Hormuz.

A survey by the Bureau for Economic Research, showed that South Africa's consumer confidence improved in the first quarter, helped by a rebound among higher-income households, although the report warned the Middle East war could weigh on sentiment in the coming months. The consumer confidence index, sponsored by improved to a minus 7 points from minus 9 in the fourth quarter.

Swiss air quality technology company IQAir's eighth 'World Air Quality' report shows that only 14% of global cities met the World Health Organisation (WHO) yearly particulate matter with a diameter smaller than 2.5 µm (PM2.5) guideline of 5 µg/m<sup>3</sup>, down from 17% in the previous year, For the 2025 global air pollution report; IQAir analysed data from monitoring stations across 9 446 cities in 143 countries, regions and territories. The new data shows global air quality progress stalling, as wildfire smoke and climate change intensify global air pollution.

For more information contact: Directorate Statistics & Economic Analysis (SEA) at [DSEA@nda.gov.za](mailto:DSEA@nda.gov.za) or 0123198454.

Source: SAFEX, Standard bank, Stats SA, Reuters, Red Meat Abattoir Association, FNB, Agbiz and Absa Bank.  
Disclaimer: DOA will not be liable for results of actions based on this price watch.