



agriculture

Department:
Agriculture
REPUBLIC OF SOUTH AFRICA

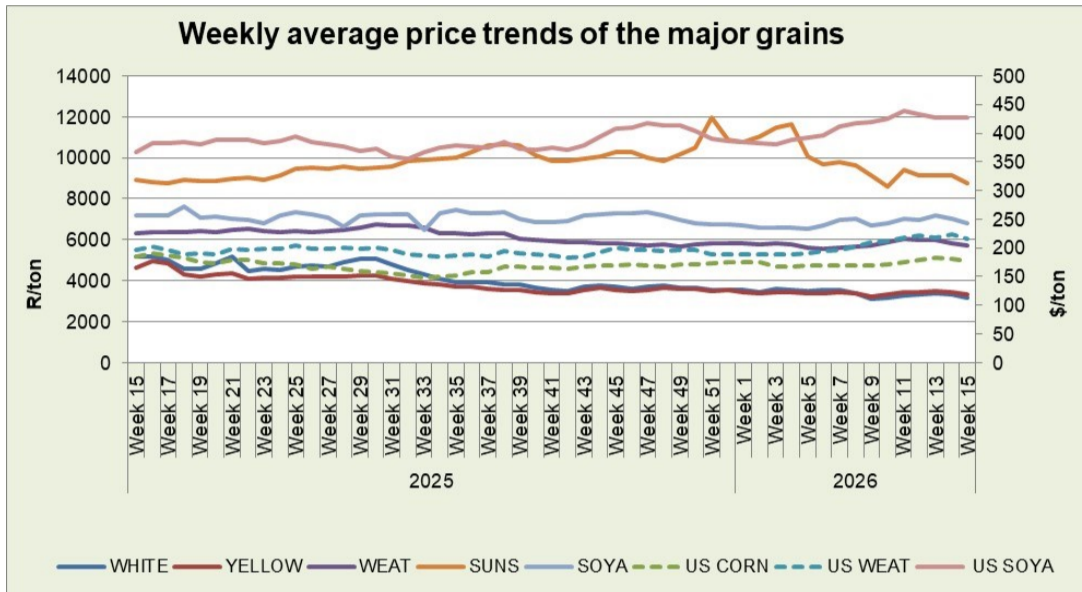
Weekly Price Watch: 10 April 2026

Directorate: Statistics & Economic Analysis

Sub-directorate: Economic Analysis

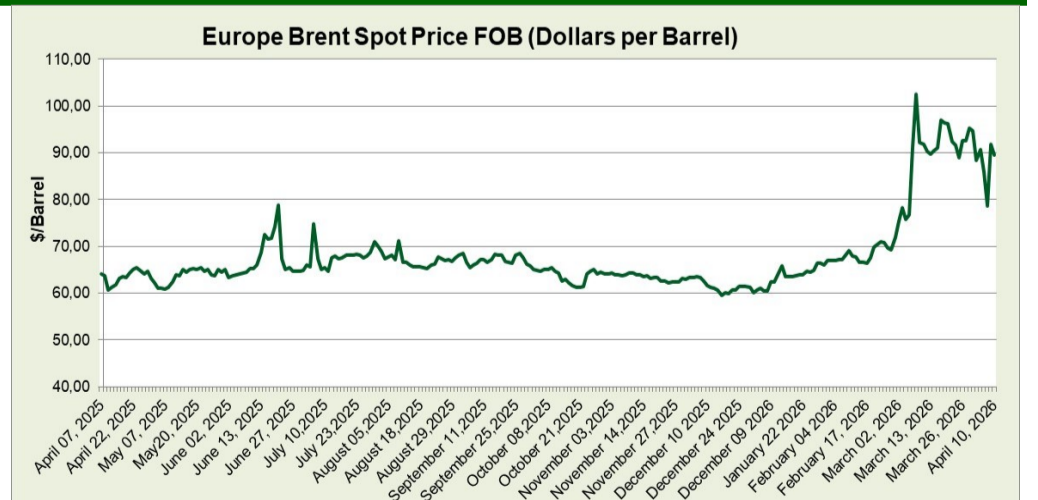
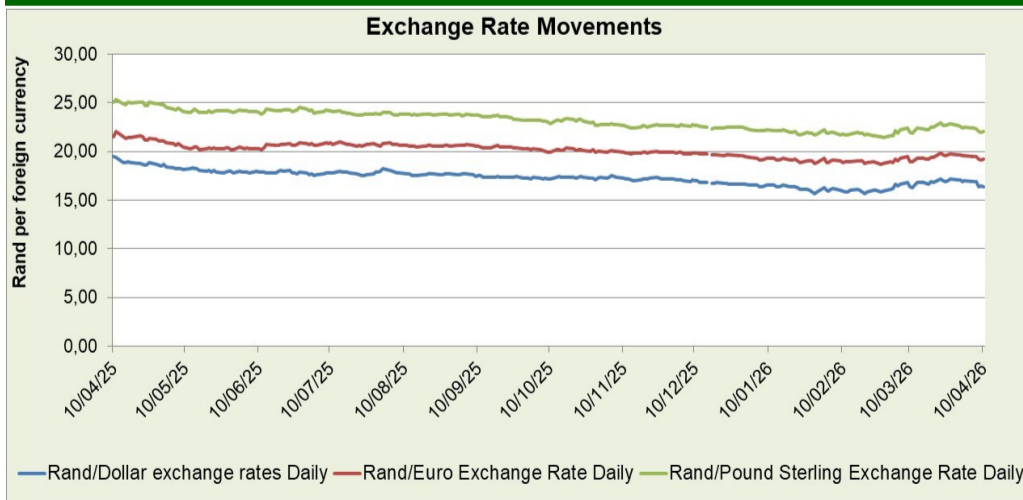
Grain markets in South Africa experienced downward pressure during the week, with all major commodities recording price declines compared to the previous week. White maize prices fell by 4.25% and yellow maize by 4.51%, while soybean prices decreased by 2.96% and sunflower seed declined by 3.70%. Wheat prices also weakened, dropping by 2.07% week-on-week. These declines were largely driven by favourable rainfall across key production regions, which has improved crop conditions and strengthened expectations of a strong harvest. As a result, anticipated higher supply levels have weighed on prices and softened overall market sentiment.

On the global front, grain prices also trended lower, reflecting a combination of adequate supply levels and moderate demand conditions. US yellow maize declined by 1.92%, US wheat fell by 3.21%, and US soybean prices remained relatively stable, easing slightly by 0.13%. The global market continues to be influenced by improved production prospects in key exporting countries and relatively stable demand. Overall, both domestic and international grain markets recorded weaker price movements during the week, with the South African market experiencing a strong declines due to improving local supply conditions and favourable weather outlooks.



Spot price trends of major grains commodities

	1 year ago Week 15 (07-04-25 to 11-04-25)	Last week Week 14 (30-03-26 to 02-04-26)	This week Week 15 (07-04-26 to 10-04-26)	w-o-w % change
RSA White Maize per ton	R5 160,80	R3 333,50	R3 191,75	-4,25%
RSA Yellow Maize per ton	R4 650,00	R3 460,00	R3 304,00	-4,51%
USA Yellow Maize per ton	\$185,08	\$180,05	\$176,59	-1,92%
RSA Wheat per ton	R6 306,40	R5 825,00	R5 704,50	-2,07%
USA Wheat per ton	\$197,36	\$222,81	\$215,65	-3,21%
RSA Soybeans per ton	R7 179,40	R7 013,25	R6 806,00	-2,96%
USA Soybeans per ton	\$367,01	\$427,90	\$427,33	-0,13%
RSA Sunflower seed per ton	R8 931,80	R9 118,50	R8 781,00	-3,70%
Crude oil per barrel	\$62.30	\$92,26	\$86,47	-6,27%



The South African rand strengthened against major currencies during the week under review. On average, the rand appreciated by 2.15% against the US dollar, 1.43% against the euro, and 1.57% against the pound sterling compared to the previous week. This improvement reflects a stronger performance of the rand in global currency markets, supported by favourable investor sentiment and improved market conditions.

Oil prices declined notably during the week under review, with Brent crude falling by 6.7% to close at \$86.47, down from \$92.26 in the previous week. The decrease was mainly driven by concerns about weaker global demand, particularly amid slowing economic activity in major economies. Easing geopolitical tensions in some regions and a build-up in global oil inventories further contributed to the softer price trend during the week.



National South African Price information (RMAA) : Beef

Week 13 (23/03/2026 to 29/03/2026)	Units	Avg Purchase Price	Avg Selling Price	Week 14 (30/03/2026 to 05/04/2026)	Units	Avg Purchase Price	Avg Selling Price
Class A2	12795	61,94	64,56	Class A2	10512	62,05	65,52
Class A3	1073	62,43	65,25	Class A3	829	62,57	66,7
Class C2	859	57,63	59,69	Class C2	1308	57,86	59,79

The beef market showed mixed performance during the week, with notable changes in both volumes and prices. Unit sales declined for Class A2 and Class A3 by 17.84% and 22.74%, respectively. In contrast, Class C2 recorded a significant increase in volumes, rising by 52.27% week-on-week. On the pricing side, average purchase prices increased slightly across all classes, rising by 0.18% for Class A2, 0.22% for Class A3, and 0.40% for Class C2. Average selling prices also showed an upward movement, with Class A2 increasing by 1.49%, Class A3 by 2.22%, and Class C2 by 0.17%.

National South African Price information (RMAA) : Lamb

Week 13 (23/03/2026 to 29/03/2026)	Units	Avg Purchase Price	Avg Selling Price	Week 14 (30/03/2026 to 05/04/2026)	Units	Avg Purchase Price	Avg Selling Price
Class A2	16758	99,6	102,92	Class A2	12616	98,80	101,53
Class A3	3185	93,15	99,74	Class A3	2384	93,42	99,56
Class C2	1841	78,18	85,07	Class C2	1087	76,33	84,65

The lamb market experienced a contraction in both volumes and prices during the week under review. Unit sales declined across all classes, with Class A2 decreasing by 24.72%, Class A3 by 25.15%, and Class C2 by a significant 40.96%. On the pricing side, average purchase prices showed mixed but generally downward movement, with Class A2 declining by 0.80% and Class C2 by 2.37%, while Class A3 recorded a slight increase of 0.29%. Average selling prices also trended lower across all classes, falling by 1.35% for Class A2, 0.18% for Class A3, and 0.49% for Class C2.

National South African Price information (RMAA) : Pork

Week 13 (23/03/2026 to 29/03/2026)	Units	Avg Purchase Price	Week 14 (30/03/2026 to 05/04/2026)	Units	Avg Purchase Price
Class BP	3385	40,94	Class BP	2870	40,68
Class HO	7709	39,86	Class HO	8240	39,97
Class HP	17923	40,01	Class HP	16300	39,81

Pork market activity showed mixed trends during the week under review, with variations observed in both volumes and prices across classes. Quantities traded declined for Class BP and Class HP by 15.21% and 9.06%, respectively, while Class HO recorded an increase of 6.89%. On the pricing side, average purchase prices remained fairly stable, with slight decreases of 0.64% for Class BP and 0.50% for Class HP, while Class HO recorded a modest increase of 0.28%.

Latest News Developments

South Africa's citrus industry has raised serious concerns about potential diesel shortages ahead of the peak export season. The sector relies heavily on road transport, with the majority of fruit moved from farms to ports by trucks before being shipped to international markets. Any disruption in fuel availability could delay deliveries, increase logistics costs, and reduce the quality of perishable produce, ultimately affecting export volumes and revenues. This is particularly important as citrus remains one of South Africa's leading agricultural export industries, contributing significantly to foreign exchange earnings and rural employment. The situation highlights the broader vulnerability of agriculture to energy supply challenges. Rising fuel prices and possible shortages not only affect transport but also increase production costs on farms, including irrigation and machinery use. If not addressed, these pressures could reduce competitiveness in global markets. Strengthening fuel supply systems, improving rail and port infrastructure, and enhancing logistics efficiency will be critical to safeguarding the sustainability and growth of the citrus sector.

South Africa continues to face ongoing challenges from foot-and-mouth disease (FMD), which has disrupted livestock production and restricted access to key export markets. In response, government has intensified its vaccination programme, supported by the importation of large volumes of vaccines and the rollout of a coordinated national strategy. The programme aims to prioritise high-risk areas and improve disease surveillance, marking a shift from reactive to more proactive disease management. These efforts are essential in containing the spread of the disease and stabilising the livestock sector. The success of the vaccination programme is crucial for restoring confidence in South Africa's red meat industry and reopening export markets that have been affected by trade bans. However, FMD remains a persistent risk, requiring continuous monitoring, strong biosecurity measures, and close collaboration between government, farmers, and industry stakeholders. In the long term, effective disease control will not only support production but also strengthen the competitiveness and resilience of the livestock sector.

Farmers across South Africa are experiencing increasing pressure from rising input costs, particularly for fertiliser, fuel, and transportation. These cost increases are largely driven by global factors such as supply chain disruptions, higher energy prices, and geopolitical tensions. As a result, the cost of production has risen significantly, placing strain on farm profitability. This is especially challenging for small-scale and emerging farmers, who often have limited financial capacity to absorb rising expenses. The continued increase in input costs poses risks not only to farm viability but also to food prices and overall food security. While recent good harvests and strong export performance have provided some support, these gains may be offset if production costs remain high.

For more information contact: Directorate Statistics & Economic Analysis (SEA) at DSEA@nda.gov.za or 0123198454.