

Country Market Study: Russian Federation



***Directorate International Trade
Sub-directorate: Europe, Russia and Middle East
Department of Agriculture, Forestry and Fisheries***

January 2012

Author

Gert van Rensburg (GertVR@daff.gov.za)

Editor

Joyce Letswalo (JoyceLe@daff.gov.za)

Disclaimer

Although everything has been done to ensure the accuracy of the information in this study, the DAFF accept no responsibility for the accuracy of this publication or the opinions contained therein. The DAFF will not be held accountable for the consequences of any actions taken on the basis of this information.

Acknowledgements

Various sources were used during the composition of this document, which are acknowledged under paragraph headings or in the text.

SUMMARY

The Russian Federation acceded to the WTO in December 2011. This will make trade with Russia easier and the main purpose of this study is to be able to determine, which products have the potential to be exported from South Africa (SA) to the Russian Federation.

In chapter one (Introduction) of the study gives a very brief historical background of Russia. This is followed by some country facts and an economic overview. Then we looked at Russia's international trade, at regional and international relations, at Russian agricultural production and at agricultural imports and exports of Russia from/to the world.

Chapter two discusses SA – Russian trade relations, trade policy and total trade.

Chapter three considers agricultural/forestry/fisheries trade between these two countries, where an analysis of which products have the potential to be exported to Russia is done. This includes the trade potential index (TPI) and the “trade chilling concept” methods, and subsequently the products identified by these methods.

Chapter four discusses the trade barriers and the trade related infrastructure of the Russian Federation.

The last chapter (chapter 5) concludes by identifying SA's potential to increase trade with Russia.

CONTENTS

- 1. INTRODUCTION4**
- 1.1 Historical background4
- 1.2 Country facts4
- 1.3 Economic overview4
- 1.4 Russian International Trade.....7
- 1.5 Regional and international relations8
- 1.5.1 Russia’s accession to the WTO8
- 1.5.2 Other 11
- 1.6 Russian Agricultural Production 11
- 1.7 Agricultural imports and exports by/from Russia from/to/ the world 13
- 2. SA – RUSSIA TRADE RELATIONS 17**
- 2.1 Trade Policy 17
- 2.2 Total Trade between SA and Russia 17
- 3. AGRICULTURAL/FORESTRY/FISHERIES TRADE BETWEEN RUSSIA AND SA..... 17**
- 3.1 Current agricultural/forestry/fisheries product trade between Russia and SA..... 20
- 3.2 Analysis to determine possible exports to Russia 23
- 3.2.1 Trade potential index (TPI)..... 23
- 3.2.2 "Trade chilling concept" 25
- 3.3. Discussion of products identified by the TPI and trade chilling 27
- 4. TRADE BARRIERS 52**
- 4.1 Trade Related infrastructure..... 53
- 5. CONCLUSION 54**

- ANNEX.....57**
- Annex 1: Description of the Trade Potential Index*
- Annex 2: Agri/Fish/Forest Product exports by SA to Russia*
- Annex 3: Trade Potential Index (TPI) and Indicative Trade Potential (ITP) between Russia and South Africa*
- Annex 4: Agricultural products identified for potential export by SA to Russia based on the "trade chilling" concept*
- Annex 5: Comparison of applied tariffs payable on some top exports by SA to Russia, with the MFN bound rate on some top exports by SA to Russia*

1. INTRODUCTION

1.1 Historical background ¹

In 1922 the Union of the Soviet Socialist Republics (USSR) was formed after the Red Army conquered Ukraine, Belarus, Azerbaijan, Georgia and Armenia. In 1991 the union ended, the former republics became independent countries and the Federation of Russia was born.

1.2 Country facts ²

Russia is the largest country in the world and covers more than 17 million km². The mid 2009 population estimate was 141.9 m. The main cities are Moscow, St Petersburg, Novosibirsk, Nizhny Novgorod and Yekaterinburg with populations of 10.1 m, 4.7 m, 1.4 m, 1.3 m and 1.3 m respectively. Russian and local languages are spoken

The hottest month is July (13-23°C) and the coldest month January (-16 to -9°C). The driest month is March with an avg. rainfall of 36mm and the wettest month is July with an avg. rainfall of 88mm.

Moscow and St Petersburg are 3 hours ahead of GMT and Vladivostok is 10 hours ahead of GMT.

Currently Dimitry Medvedev is the President, Vladimir Putin the Prime Minister and the Minister of Agriculture is Yelena Skrynnik. Mr. Putin has made himself available to be president again next year (2012), after he has vacated the position for Mr. Medvedev in 2008³.

1.3 Economic overview

Russia is the largest consumer market in Central and Eastern Europe. In 2010 its GDP was US\$1.479 trillion, its GDP per capita US\$15 708, with an economic growth rate of 4%. Table 1 indicate a comparison with SA with the GDP of US\$364 billion, per capita GDP of US\$10 675 and an economic growth rate of 2.8%. About 7% of Russia's GDP is agricultural production, while 40% of the GDP is the industrial sector. ⁴

Table 1: A comparison of some basic indicators between Russia and SA

Basic information	RUSSIA	SOUTH AFRICA
Land area:	16.378 million Km ²	1.220 million Km ²
Population (2010):	141.7 million	49.1 million
Total GDP (2010):	US\$1.479 trillion	US\$364 billion
GDP/capita (2010):	US\$15 708	US\$10 675
GDP growth rate (2010):	4%	2.80%

Source: Economist Intelligence Unit

¹ Russian Agri-Food Market Overview. Lucy Ridley, Project Officer, Strategic Market Analysis, Farm Services Victoria & Ross Clarke Manager, Market Development North Asia & Russia, Farm Services Victoria.

² Country Forecast - Russia: April 2011. Economist Intelligence Unit (EIU)

³ Newsletter, EIU. 29 September 2011

⁴ Russian Agri-Food Market Overview. Lucy Ridley, Project Officer, Strategic Market Analysis, Farm Services Victoria & Ross Clarke Manager, Market Development North Asia & Russia, Farm Services Victoria.

Table 2 indicates that in 2010, Russia had a share of 2.09% of the world's population and its share of the world's GDP was 2.41%. Table 2 also gives a forecast by the Economist Intelligence Unit of some economic indicators of Russia up to 2015.

Table 2: The Economic structure, income and market size of the Russian Federation (2006 - 2015)

Economic structure, income and market size										
	2006 ^a	2007 ^a	2008 ^a	2009 ^a	2010 ^b	2011 ^c	2012 ^c	2013 ^c	2014 ^c	2015 ^c
Population, income and market size										
Population (m)	142.6	142.3	141.8	141.9	141.7	141.5	141.2	140.8	140.4	140.0
GDP (US\$ bn at market exchange rates) ^d	990	1,300	1,660	1,222	1,465	1,756	1,980	2,178	2,423	2,709
GDP per head (US\$ at market exchange rates)	6,940	9,130	11,710	8,610	10,340	12,420	14,020	15,460	17,260	19,350
Private consumption (US\$ bn)	483	634	812	668	769	908	1,059	1,173	1,308	1,460
Private consumption per head (US\$)	3,390	4,450	5,730	4,710	5,430	6,420	7,500	8,330	9,320	10,430
GDP (US\$ bn at PPP)	1,896	2,118	2,277	2,118	2,231	2,377	2,554	2,738	2,940	3,153
GDP per head (US\$ at PPP)	13,290	14,880	16,060	14,930	15,750	16,810	18,100	19,440	20,940	22,520
Personal disposable income (Rb bn)	14,835	18,044	20,652	23,255	25,973	29,533	33,183	36,812	40,800	45,084
Personal disposable income (US\$ bn)	546	705	831	733	855	1019	1186	1315	1468	1,639
Growth of real disposable income (%)	13.0	12.5	1.7	2.1	4.1	5.4	3.8	3.6	3.9	3.9
Memorandum items										
Share of world population (%)	2.20	2.17	2.14	2.11	2.09	2.06	2.04	2.01	1.98	1.96
Share of world GDP (% at market exchange rates) ^d	2.06	2.40	2.80	2.17	2.41	2.73	2.91	3.00	3.12	3.25
Share of world GDP (% at PPP)	3.06	3.16	3.25	3.01	3.01	3.04	3.07	3.08	3.09	3.09
Share of world exports of goods (%)	2.53	2.56	2.98	2.47	2.65	2.91	2.65	2.61	2.56	2.56

^a Actual. ^b Economist Intelligence Unit estimates. ^c Economist Intelligence Unit forecasts. ^d Includes statistical discrepancy.

Table 3 gives a forecast of private consumption and agriculture as a percentage of Russian GDP, as well as expected change in consumer prices. Table 4 give expected economic growth forecasts up to 2015.

Table 3: Forecast of private consumption, agriculture as a percentage of GDP and expected change in consumer prices of Russia

Series Title	2010	2011	2012	2013	2014	2015
Private consumption (% of GDP)	52.5	51.7	53.5	53.9	54.0	53.9
Agriculture (% of GDP)	4.0	4.1	4.0	3.9	3.8	3.7
Consumer prices (% change pa; end-period)	8.8	8.5	7.2	6.5	6.1	5.8

Copyright © 2011 The Economist Intelligence Unit

Table 4: Economic growth forecasts

Economic growth						
%	2010^a	2011^b	2012^b	2013^b	2014^b	2015^b
GDP	4.0	4.2	4.5	4.4	4.4	4.3
Private consumption	3.0	3.5	4.0	4.0	3.9	3.9
Government consumption	1.4	1.5	2.0	2.0	2.8	2.7
Gross fixed investment	6.1	6.8	7.5	8.0	8.5	9.2
Exports of goods & services	7.1	5.3	6.6	6.1	5.8	5.5
Imports of goods & services	25.6	14.2	9.2	7.5	8.7	9.2
Domestic demand	10.3	3.2	4.4	4.6	4.9	5.1
Agriculture	-11.6	7.5	2.0	1.5	1.5	1.5
Industry	7.6	4.6	4.4	4.3	4.2	4.0
Services	2.8	3.1	4.0	3.9	3.9	3.8

^a Actual. ^b Economist Intelligence Unit forecasts.

Russia developed a free market only after communism collapsed and the Soviet Union disintegrated at the end of 1991. Reforms were far-reaching, especially in light of near-complete state control of the economy. The government of Boris Yeltsin, the first president of the Russian Federation, introduced private property, allowed international and domestic commerce, abolished state planning and eliminated most price controls. But reforms were incomplete; the role of the state, state-owned enterprises and Russia's sprawling bureaucracy remained substantial. Privatisation of government property, especially in the lucrative natural-resources sector, has not been popular. Indeed, over the past decade, some privatised enterprises have been brought under full or partial state control. There has often been talk of increased competition, streamlining of bureaucracy and reducing the dominance of state-owned conglomerates, but little has been done in practice.⁵

The global economic crisis revealed dangerous imbalances that plague the Russian economy. It is heavily dependent on exporting oil, gas and other natural resources and relies on imports of consumer goods, machinery, technology and even food. The country survived the crisis largely thanks to financial resources accumulated during the years of high petroleum prices. Government officials at the highest level vowed that Russia will emerge from the crisis with a much stronger, more diversified economy. In particular, the government said it would stimulate the revival and development of its manufacturing industries and spur agriculture and food-processing industries, both for domestic consumption and import substitution and for export. But little of substance had been achieved by late 2010 to put the words into action.

The world democracy audit⁶ for 2010 rank Russia 136th, 130th, and 127th in terms of democracy, press freedom and corruption, compared with South Africa's ranking of 43rd, 41st and 40th, respectively. The total number of countries that are used in the comparison are 150.

⁵ Country Commerce – Russia: 2010. EIU

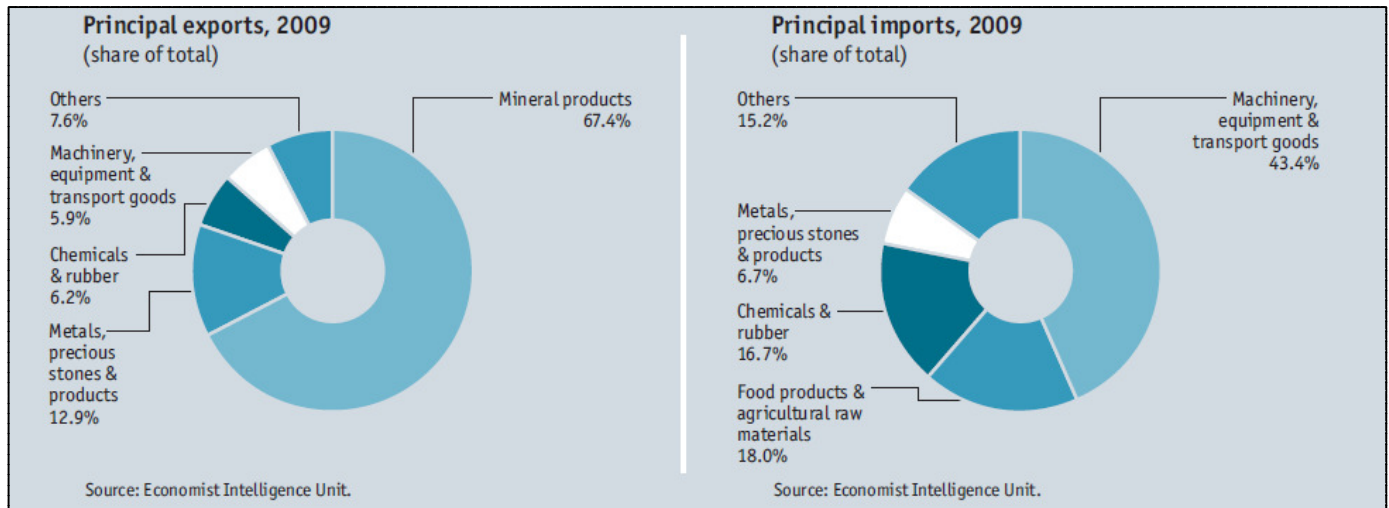
⁶ <http://www.worldaudit.org/democracy.htm>

1.4 Russian International Trade

As indicated in graph 1, Russia is heavily dependent on the export of mineral products [includes oil and gas] (67.4%) and metals and precious products (12.9%). In the same graph it can be seen that food products and agricultural raw materials constitute 18% of Russia's total imports.

In response to recent severe droughts, Russia introduced various export restrictions and price controls, which distorted market signals and discouraged investments in the sector. Arable land is underused in Russia and the agricultural productivity gap is still significant.⁷

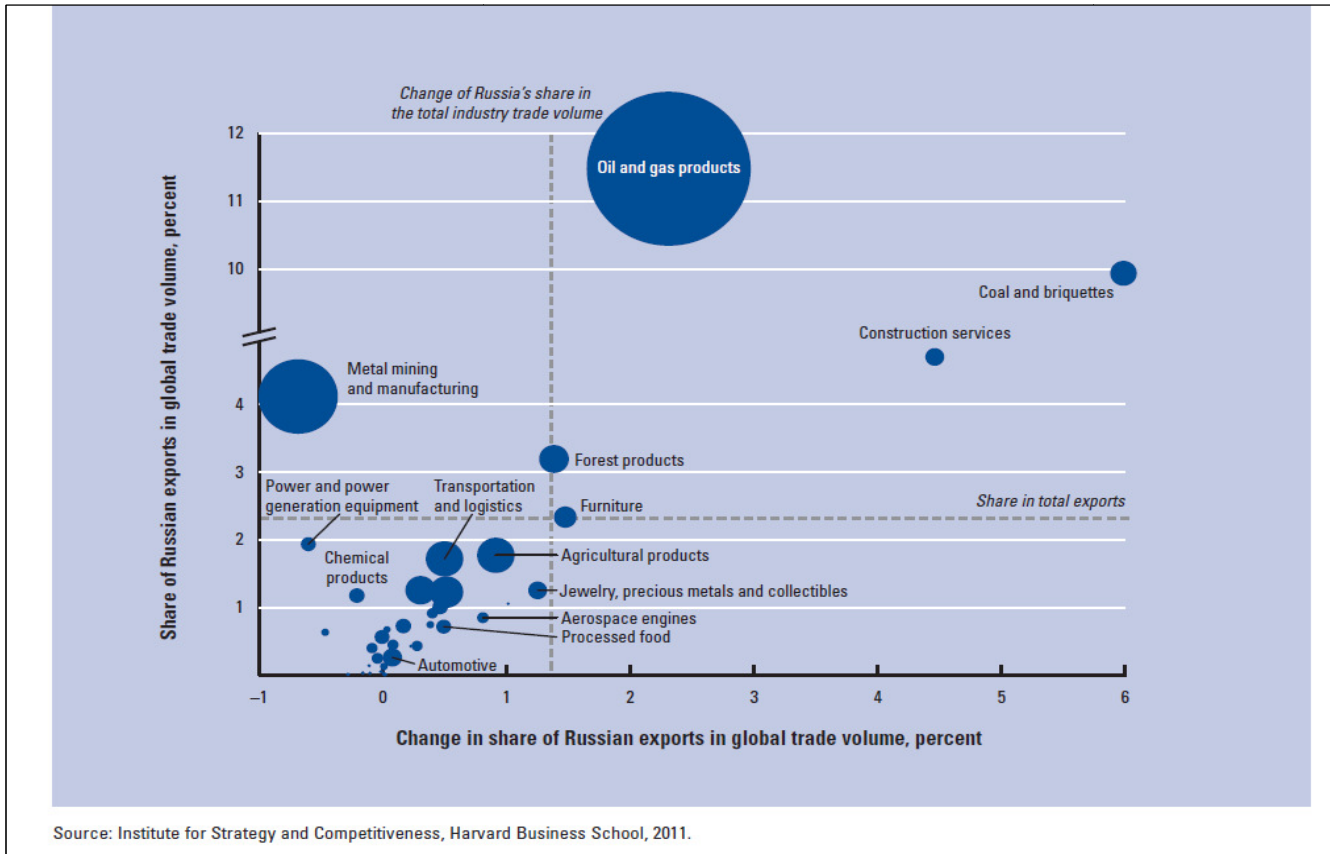
Graph 1: The principle imports and exports of Russia



In a study done by the Institute for Strategy and Competitiveness at the Harvard Business School it is indicated that the products where Russia has gained ground compared to other exporters between 1997 and 2007, were low value added products and services, such as coal and briquets, construction services, forest products and furniture as can be seen in graph 2.

⁷ The World Bank in Russia Russian Economic Report no 25 June 2011

Graph 2: Russia's export portfolio - 2007 ⁸



1.5 Regional and international relations

1.5.1 Russia's accession to the WTO ⁹

Russia has been trying since 1993 to become a World Trade Organization (WTO) member and after a long haul of 18 years it has finally acceded to WTO as the 154th member.

The WTO Working Party on Russia's accession has tabled the recommendations to the 15 -17 December Ministerial Conference, where Ministers approved Russia as a WTO Member. The Russian Federation will have until 15 June 2012 to ratify its accession package. Thirty days after the notification to the WTO of the ratification, the Russian Federation will become a fully-fledged member.

Russia has agreed to undertake a series of commitments to open its trade regime and accelerate its integration in the world economy. The Russian Federation has committed to fully apply all WTO provisions from date of accession, with recourse to few transitional periods. Some of Russia's commitments will include the following:

The average final legally binding tariff ceiling for the Russian Federation will be 7.8% compared with a 2011 average of 10% for all products. For agriculture products, the average tariff ceiling will be 10.8%, lower than the current average of 13.2%.

⁸ Institute for Strategy and Competitiveness, Harvard Business School. 2011. International Cluster Competitiveness Project. <http://www.isc.hbs.edu/>

⁹ WTO: 2011 NEWS ITEMS. 10 November 2011. ACCESSIONS

Some of the products where tariffs will be reduced (average duties) after full implementation of tariff reductions:

- 14.9% for dairy products (current applied tariff 19.8%)
- 10.0% for cereals (current applied tariff 15.1%)
- 7.1% for oilseeds, fats and oils (current applied tariff 9.0%)
- 8.0% for wood and paper (current applied tariff 13.4%)
- US\$ 223 per ton for sugar (current applied tariff US\$ 243 per ton)

The tariffs for cotton will be bound at zero.

The final bound rate will be implemented on the date of accession for more than one third of national tariff lines with another quarter of the tariff cuts to be put in place three years later. The longest implementation period is 8 years for poultry.

Tariff rate quotas (TRQs) would be applied to beef, pork, poultry and some whey products.

The imports entering the market within the quota will face lower tariffs while higher duties will be applied to products imported outside the quota. The in-quota and out of quota rates are listed below (out of quota rates in parentheses):

- For beef 15% (and 55%)
- For pork zero (and 65%). The TRQ for pork will be replaced by a flat top rate of 25% as of 1 January 2020.
- 25% (and 80%) for some selected poultry products
- 10% (and 15%) for some whey products
- Some of these quotas are also subject to member-specific allocations

Export duties would be bound for over 700 tariff lines, including certain products in the sectors of fish and crustaceans, raw hides and skins, wood, pulp and paper.

Quantitative restrictions on imports, such as quotas, bans, permits, prior authorization requirements, licensing requirements or other requirements or restrictions that could not be justified under the WTO provisions would be eliminated and not (re) introduced.

From the date of accession, importers of alcohol do not need import licences.

Upon accession, the Russian Federation would apply the Custom Union Generalised System of Preferences scheme (CU GSP) for developing and least-developed countries. 152 developing countries and least-developed countries benefit from the CU GSP.

Under this scheme, the import duties applicable to products eligible for tariff preferences and originating from developing countries were at the level of 75% of the MFN duty rates and from least-developed countries at the level of 0%.

The Russian Federation would reform its tariff regime for sugar in 2012, with a view to further liberalisation.

Products including alcohol, wood and meat would be subject to measures requiring their declaration and/or entry at designated customs checkpoints. Any measures contrary to the WTO Agreement would be eliminated as of the date of accession. The Russian Federation would not apply country-specific customs procedures.

The total trade distorting agricultural support would not exceed USD 9 billion in 2012 and would be gradually reduced to USD 4.4 billion by 2018.

To avoid excessive concentration of support on individual products, from the date of accession to 31 December 2017, the annual agricultural support going to specific products would not exceed 30% of the agriculture support that is not for specific products.

Agricultural export subsidies will be bound at zero.

The VAT exemption applied to certain domestic agricultural products would be eliminated upon accession.

All SPS measures would be developed and applied in the Russian Federation and the Custom Union, in accordance with the WTO Agreement. The Russian Federation would ensure that all legislation related to technical regulations, standards and conformity assessment procedures complies with the WTO TBT Agreement. The Russian Federation would develop and apply international standards on SPS measures through membership and active participation in the Codex Alimentarius, the World Organization for Animal Health (OIE) and the International Plant Protection Convention. The reasons for suspension, cancellation, or refusal of an import permit would be consistent with international standards, recommendations, and guidelines as well as the WTO SPS Agreement.

The Russian Federation would negotiate veterinary export certificates that include requirements different from those of the Custom Union if an exporting country made a substantiated request prior to 1 January 2013 to negotiate such a certificate.

Except in case of serious risks of animal or human health, Rosselkhoznadzor, the Federal Service for Veterinary and Phytosanitary Surveillance, would not suspend imports from establishments based on the results of on-site inspection before it had given the exporting country the opportunity to propose corrective measures. Rosselkhoznadzor would send a preliminary report to the competent authority of the exporting country for comments.

The Russian Federation would use international standards for the development of technical regulations unless they were an ineffective or inappropriate means for achieving the pursued objectives.

The Russian Federation would regularly review its lists of products subject to obligatory certification or declaration of conformity, as well as all the technical regulations applied on its territory (Custom Union and Eurasian Economic Community included) to ensure that they remained necessary to achieve the Federation's objective, in accordance with the WTO TBT Agreement.

Certified accreditation bodies would be replaced by a single national accreditation body no later than 30 June 2012. The name and other information regarding this body would be published on the Rosstandart website and the website of the Custom Union Commission.

1.5.2 Other ¹⁰

A Custom Union between Russia, Kazakhstan and Belarus was created on 1 January 2010. All customs borders were removed between the three countries on 1 July 2011. From 1 January 2012, the three states have a single economic space ¹¹.

Russia has signed regional trading agreements with some of its neighbors - notably with the Commonwealth of Independent States (CIS) (the CIS consist of: Armenia, Azerbaijan, Belarus, Kazakhstan, Kyrgyzstan, Moldova, Russia, Tajikistan, Turkmenistan, Uzbekistan. Associate member - Ukraine. Georgia was an official member from 1994 to 2009), as well as separate agreements with Armenia, Georgia, the Kyrgyz Republic and Ukraine.

Some of the CIS members signed an agreement to create a free trade zone. CIS members that have signed the agreement include Armenia, Belarus, Kazakhstan, Kyrgyzstan, Moldova, Tajikistan, Russia and Ukraine. They hope for the agreement to come into affect in January 2012 ¹².

Russia, Kazakhstan, Tajikistan, Armenia en Belarus are members of the Eurasian Development Bank which have the purpose of economic growth and integration in the region.

There was some corporation between Russia and the "West", interalia about Afghanistan, USA support for Russia's WTO accession, and Russia's decision not to veto the UN resolution authorising military intervention in Libya. Some tension can develop as the USA press forward with it's nuclear defence program.

1.6 Russian Agricultural Production ^{13 14}

Agricultural production accounts for 7% of Russia's GDP, but employ-s about 12% of the labour force.

With the dissolution of the Soviet Union in 1992, agricultural production in Russia slumped, mostly due to the loss of heavy subsidies and a poor institutional environment that discourage investment

Beef production declined in the post Soviet era due to reduced government subsidies, high feed costs and low beef wholesale and retail prices making it unprofitable for farmers. The downgrading of the domestic meat production sector has enabled Russia to move from having to import more feed grains for what was then a growing livestock sector, to becoming a major wheat exporter and a large importer of meat. Russia exported a record 16 million tonnes of wheat in 2008-09.

The Russian government plans to create a government controlled United Grain company that would account for over 50% of the country's grain exports, upgrade domestic infrastructure and build over 30 grain storage and processing facilities. The former Soviet Union countries of Russia, Ukraine and Kazakhstan share of grains have grown sustainably from the year 2000 onwards whereas the United States, Canada and Australia have been experiencing decline in grains production.

Dairy cattle numbers and beef production have declined over the last two decades due to unprofitability. The swine and poultry industries have been growing as a result of government investment and credit subsidies along with import restriction policies.

¹⁰ Country Commerce – 2010. The Economist Intelligence Unit

¹¹ WTO: 2011 NEWS ITEMS. 10 November 2011. ACCESSIONS

¹² www.newnations.com Russia Update No: 370 (26/10/11)

¹³ Russian Agri-Food Market Overview. Lucy Ridley, Project Officer, Strategic Market Analysis, Farm Services Victoria & Ross Clarke Manager, Market Development North Asia & Russia, Farm Services Victoria.

¹⁴ BRICS Joint Statistical Publication. 2011 - Chap 11

Foreign Direct Investment is largely within the food processing industries which have grown substantially in number in recent years. Total foreign and domestic investment in agri-food industries in 2007 was US\$8.4 billion.

Grains production is the single most important food commodity in terms of output including wheat, barley, sunflower, oats, rye, and corn in order of production. Around 60% of Russia's spring wheat is produced in the Ural, Siberian, and Far East districts and an additional 35 percent in the Volga district directly east of the Urals.

Table 4 indicates Russia's major agricultural production over the last few years.

Table 4: Russia's production of major agricultural crops/products

	Unit	2000	2005	2006	2007	2008	2009	2010
Production of Major Farm Products								
Cereal	1000 tons	65 420	77 803	78 227	81 472	108 179	97 111	60 885
Rapeseeds	1000 tons	149	304	522	630	752	667	672
Potatoes	1000 tons	29 465	28 137	28 260	27 195	28 846	31 134	21 129
Beetroots	1000 tons	14 051	21 276	30 673	28 836	28 995	24 892	22 238
Tobacco	1000 tons	1.4	0.1	0.0	0.0	0.0	0.0	0.0
Fruits	1000 tons	2 690	2 404	1 940	2 503	2 401	2 768	2 139
Yield of Major Farm Crops								
Cereal	kg/hectare	1 560	1 850	1 890	1 980	2 380	2 270	1 820
Cotton	kg/hectare		620	600	850	1 500		
Rapeseeds	kg/hectare	860	1 330	1 160	1 180	1 200	1 200	1 100
Potatoes	kg/hectare	10 470	12 380	13 330	13 200	13 750	14 270	10 020
Beetroots	kg/hectare	18 830	28 230	32 540	29 200	36 240	32 320	24 070
Tobacco	kg/hectare	750	690	660	3 020	2 450	2 800	1 070
Fruits	kg/hectare	4 140	4 730	4 160	5 530	5 370	6 250	4 950
Fruits Production Grouped by Species								
Seedlings	1000 tons	1 519	1 221	987	1 341	1 178	1 509	
Stone Fruits	1000 tons	466	425	223	415	480	496	
Nuciferous	1000 tons	8	6	5	7	8	9	
Subtropical Cultures	1000 tons	0.7	1.7	2.2	1.6	1.8	1.9	
Citrus Cultures	1000 tons	0.2	0.1	0.1	0.1	0.1	0.1	
Berrying Grounds	1000 tons	696	751	723	739	733	752	
Vineyards	1000 tons	279	322	234	315	268	299	
Number of Livestock (by Species)								
at Year-End								
Cattle	1000 heads	27 520	21 625	21 562	21 546	21 038	20 671	20 034
Buffaloes	1000 heads	15 824	13 812	16 185	16 340	16 162	17 231	17 152
Muttons and Goats	1000 heads	14 962	18 581	20 194	21 503	21 770	21 986	21 777
Production of Meat	1000 tons	4 446	4 990	5 278	5 790	6 268	6 720	7 088
Milk	1000 tons	32 259	31 070	31 339	31 988	32 363	32 570	31 895
Cow Milk	1000 tons	32 000	30 648	31 186	31 915	32 117	32 326	
Poultry Eggs	mln.pieces	34 085	37 140	38 216	38 208	38 058	39 429	40 580
Catch of Fish	1000 tons	3 776	3 212	3 264	3 417	3 333	3 728	

1.7 Agricultural imports and exports by/from Russia from/to/ the world ¹⁵

Russia is one of the world's largest importers of food. Table 5 and 6 indicates the value of the top 30 agricultural products that Russia imported from the world and exported to the world. It is noted that the value of Russia's total agricultural imports was R 233 879 million in 2010, while the value of total agricultural exports by Russia, which was much lower at R 42 868 million

¹⁵ Trade Map - www.trademap.org

Table 5: Top 30 Agricultural imports from the world by Russia (R '000 - array based on 2010)

Code	Product label	Imported value in 2003	Imported value in 2004	Imported value in 2005	Imported value in 2006	Imported value in 2007	Imported value in 2008	Imported value in 2009	Imported value in 2010
Total	Agricultural products - WTO	83,395,099	80,044,560	98,958,702	130,696,632	173,702,870	256,752,896	223,604,730	233,879,026
'020230	Bovine cuts boneless, frozen	3,510,065	3,505,034	5,076,753	10,187,458	11,216,393	20,287,073	18,061,423	14,696,975
'020329	Swine cuts, frozen nes	2,771,691	2,569,221	3,476,474	7,043,536	8,567,598	13,714,341	12,546,570	11,255,054
'170111	Raw sugar, cane	6,391,895	3,457,100	4,712,501	7,135,927	7,772,616	7,631,338	4,185,861	8,444,835
'040690	Cheese nes	2,182,499	2,505,174	3,615,714	3,346,405	5,031,100	7,214,488	6,253,562	8,273,334
'240120	Tobacco, unmanufactured, partly or wholly stemmed or stripped	3,103,111	2,742,292	3,126,805	3,301,023	4,670,961	6,096,006	6,839,026	5,883,864
'070200	Tomatoes, fresh or chilled	670,539	893,487	1,368,159	2,017,607	3,756,220	5,101,817	5,381,761	5,637,858
'020714	Fowls (gallus domesticus), cuts & offal, frozen	4,156,818	3,366,526	4,381,806	5,002,726	6,093,056	9,123,661	7,839,589	5,460,468
'080300	Bananas including plantains, fresh or dried	2,040,500	2,293,433	2,860,470	3,226,338	4,106,940	5,439,081	5,228,839	5,131,685
'210690	Food preparations nes	1,560,549	1,497,511	1,685,240	2,249,795	3,093,029	4,877,918	4,260,158	5,057,472
'080810	Apples, fresh	1,483,818	1,520,352	1,866,797	2,353,517	3,183,651	4,221,569	4,540,888	4,865,433
'151190	Palm oil and its fractions refined but not chemically modified	1,342,635	1,342,704	1,900,024	1,935,681	3,179,822	6,437,821	3,995,891	4,846,841
'080520	Mandarins(tang&sats)clementines&wilkgs &sim citrus hybrids,fresh/drid	503,834	669,876	1,115,331	1,753,104	2,457,838	3,295,455	3,595,173	4,254,022
'080610	Grapes, fresh	602,855	972,609	1,332,748	2,309,095	2,897,822	4,220,660	3,747,871	4,196,549
'220421	Grape wines nes,incl fort&grape must,unfermtd by add alc in ctnr<=/=2l	1,989,314	2,051,886	2,637,256	2,110,984	3,089,988	4,383,411	3,307,110	3,673,366
'180690	Chocolate and other food preparations containing cocoa nes	1,019,356	1,058,344	1,202,489	1,445,914	2,292,498	3,458,247	2,935,106	3,621,971
'120100	Soya beans	33,738	2,177	65,936	7,764	373,822	2,649,384	3,673,425	3,552,793
'230990	Animal feed preparations nes	835,449	904,817	1,054,819	1,355,052	1,963,231	3,080,658	3,156,834	3,306,168
'080510	Oranges, fresh or dried	1,036,453	992,377	1,235,419	1,886,304	2,108,334	2,870,379	3,157,157	3,180,399
'210111	Coffee extracts, essences, concentrates	1,585,443	1,344,599	1,604,994	1,843,692	2,949,269	3,462,433	2,831,698	3,065,919
'090240	Black tea (fermented) & partly fermented tea in packages exceedg 3 kg	990,063	991,916	1,051,699	1,305,614	1,794,394	2,585,332	2,901,831	2,824,774
'080820	Pears and quinces, fresh	568,414	668,014	984,636	1,364,022	2,207,391	2,663,434	2,205,089	2,783,269

'220820	Spirits obtained by distilling grape wine or grape marc	1,433,276	1,412,967	1,630,557	1,841,379	2,874,600	3,809,350	2,204,209	2,615,273
'020900	Pig fat lean meat free&poultry fat unrenderd,frsh,childd,frozn or curd	621,336	710,187	837,288	1,129,346	1,374,864	3,361,487	3,129,016	2,500,998
'060311	Fresh cut roses and buds, of a kind suitable for bouquets or for ornam	0	0	0	0	1,706,969	2,283,022	2,065,296	2,045,163
'220830	Whiskies	412,491	470,835	618,447	729,316	1,589,149	2,060,397	1,436,273	1,861,375
'070190	Potatoes, fresh or chilled nes	605,997	189,049	535,390	607,647	696,929	1,663,899	1,134,650	1,848,446
'080930	Peaches, including nectarines, fresh	186,990	291,824	390,499	611,529	740,143	1,093,537	1,172,262	1,764,379
'090111	Coffee, not roasted, not decaffeinated	200,839	142,887	255,904	536,750	811,602	1,377,416	1,425,117	1,705,951
'081090	Fruits, fresh nes	219,231	292,311	566,738	831,509	950,115	1,244,225	1,370,934	1,628,246
'180100	Cocoa beans, whole or broken, raw or roasted	986,217	804,019	770,548	833,929	992,605	1,281,970	1,338,870	1,542,999

Table 6: Top 30 Agricultural exports by Russia to the world (R '000 - array based on 2010)

Code	Product label	Exported value in 2003	Exported value in 2004	Exported value in 2005	Exported value in 2006	Exported value in 2007	Exported value in 2008	Exported value in 2009	Exported value in 2010
Total	Agricultural products for WTO	17,789,106	14,330,673	22,051,803	29,532,098	54,628,792	64,450,783	62,643,185	42,867,688
'100190	Wheat nes and meslin	5,738,183	3,428,447	7,134,036	9,167,083	25,102,836	23,135,704	22,819,337	15,066,491
'240220	Cigarettes containing tobacco	436,097	425,353	812,022	1,097,293	1,432,429	2,235,137	2,704,445	2,027,031
'151211	Sunflower-seed or safflower oil, crude	284,544	503,470	1,065,793	2,244,224	2,559,410	3,850,754	3,314,699	1,575,736
'100300	Barley	2,259,237	673,436	1,282,691	1,059,789	2,925,527	2,627,855	3,642,680	1,436,426
'151219	Sunflower-sed/safflower oil&their fractions reind but nt chem modifid	81,475	92,316	150,936	339,028	717,742	1,656,209	1,466,885	1,187,192
'210690	Food preparations nes	488,009	593,379	858,965	957,006	1,335,921	1,805,137	1,570,816	1,102,294
'220860	Vodka	435,439	218,265	339,328	515,504	890,155	1,254,300	1,122,649	1,084,132
'180690	Chocolate and other food preparations containing cocoa nes	300,788	332,602	458,726	610,262	835,281	1,135,938	1,070,513	962,532
'180631	Choc&food prep cntg cocoa in blocks,slabs/bars,filld,not exceedg 2 kg	296,912	400,675	491,150	616,175	888,982	1,293,838	1,014,447	881,635
'230630	Sunflower sed oil-cake&oth solid residues,whether/not ground/pellet	145,194	313,186	296,360	368,164	826,486	891,735	943,626	812,859

'151790	Edible mx/prep of animal/veg fats&oils/of fractions ex hd No 15.16	71,433	119,368	186,240	257,008	477,298	746,806	798,699	684,568
'151411	Low erucic acid rape or colza oil "fixed oil which has an erucic acid	0	24,895	20,013	195,523	88,830	428,921	443,282	587,973
'150710	Soya-bean oil crude, whether or not degummed	30	6	0	0	22,787	198,744	773,212	568,573
'220300	Beer made from malt	305,584	415,680	598,295	743,724	1,051,582	1,540,597	877,947	568,048
'170490	Sugar confectionery nes (includg white chocolate),not containg cocoa	219,755	201,762	220,278	243,807	327,630	636,329	424,082	561,219
'150790	Soya-bean oil and its fractions, refined but not chemically modified	5,470	3,246	158	6,584	6,469	99,226	250,466	485,657
'240399	Tobacco extracts and essences	46,413	47,845	59,633	195,262	450,873	644,871	527,191	466,278
'210390	Sauces and preparations nes and mixed condiments and mixed seasonings	81,512	107,078	185,784	301,812	458,051	777,283	600,874	455,937
'190590	Communion wafers,empty cachets f pharm use&sim prod&bakers' wares nes	128,763	166,605	229,727	364,765	579,917	783,010	556,045	439,590
'100610	Rice in the husk (paddy or rough)	2,551	2,241	10,380	5,632	9,961	15,591	112,548	393,231
'190230	Pasta nes	53,940	85,908	141,398	235,058	397,256	612,496	458,650	366,994
'090230	Black tea (fermented)&partly fermentd tea in packages not exceedg 3 kg	60,973	136,390	186,094	259,153	350,635	505,158	448,499	355,056
'190531	Sweet biscuits	133,551	141,972	193,499	263,424	401,400	607,328	497,076	346,369
'040390	Buttermilk,curdled milk & cream,kephir & ferm or acid milk & cream nes	107,872	136,806	231,398	353,308	524,572	710,472	476,175	336,246
'120400	Linseed, whether or not broken	10,243	12,950	22,304	63,013	98,383	237,454	262,749	331,458
'230910	Dog or cat food put up for retail sale	65,979	92,258	122,955	209,213	276,971	422,375	414,544	320,927
'100590	Maize (corn) nes	9,458	12,688	40,924	59,306	77,387	246,661	1,554,303	309,820
'220290	Non-alcoholic beverages nes,excludg fruit/veg juices of headg No 20.09	119,866	131,480	177,715	254,909	334,008	394,689	381,576	300,761
'230320	Beet-pulp, bagasse and other waste of sugar manufacture	23,075	39,433	62,943	117,901	249,203	333,622	245,167	299,238
'430180	Raw furskins nes, whole	197,600	207,242	310,094	526,841	394,853	490,946	352,166	296,767

2. SA – RUSSIA TRADE RELATIONS

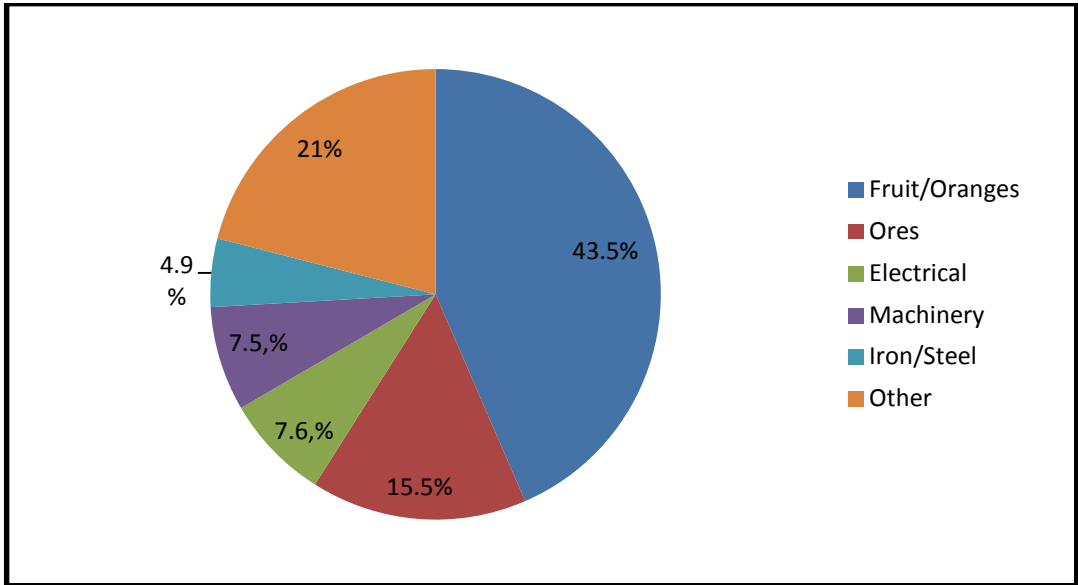
2.1 Trade Policy

The Russian import-tariff system has four tiers. Imports from other members of the Commonwealth of Independent States¹⁶ (CIS) are exempt from customs duties. Imports from countries with most favored nation (MFN) status are taxed at base import-tariff rates. Nearly 130 countries enjoy MFN trade status with Russia, including all the countries of the European Union, which benefit from a Partnership and Cooperation Agreement (PCA). Goods originating in 104 developing countries are subject to preferential rates at 75% of the base tariff rates, and the imports of some products from 47 less-developed countries are admitted into Russia free of duty. Goods from countries not accorded MFN status face tariff rates that are double the base rates. SA qualify under the preferential rate to import products into Russia.

2.2 Total Trade between SA and Russia

Graph 3 indicates the profile of Russia’s imports from SA. It is noted that, in 2010, fruit/oranges contributed 43.5 % to Russia's imports from SA.

Graph 3: Russian Import Profile from SA (2010) ¹⁷



3. AGRICULTURAL/FORESTRY/FISHERIES TRADE BETWEEN RUSSIA AND SA

Both Russia and SA are members of the so-called BRICS¹⁸ club of countries. The services and the manufacturing sectors have the highest contribution to these countries GDPs. Agriculture is trailing behind across these countries, as a contributor towards GDP.¹⁹

¹⁶ The CIS (Commonwealth of Independent States) consist out of: Armenia Azerbaijan Belarus, Kazakhstan, Kyrgyzstan, Moldova, Russia, Tajikistan, Turkmenistan, Uzbekistan.

Associate member - Ukraine. Georgia was an official member from 1994 to 2009.

¹⁷ SA's way ahead: Are we a BRIC? Ron Sandrey Tralac Trade Brief April 2011

¹⁸ BRICs countries: Brazil, Russia, India, China & SA

¹⁹ Briefing on Agricultural Trade of SA with the BRIC countries. D: ITR DAFF

In table 7 the agricultural agreements (or the movement towards the conclusion of the agreement) between Russia and SA is indicated.

Table 7: Agricultural agreements (or the movement towards the conclusion of an agreement) between Russia and SA.²⁰

Name of Agreement	Status Report and or date signed	Prioritised areas	Comments/Action Report
Agreement on Cooperation in the field of Plant Quarantine.	The Agreement has been signed on 5 August 2010.	Strengthen bilateral cooperation. Improve protection of territories from the introduction of regulated pests. Facilitation of international trade in plants and plant products. Exchange of information between the parties.	The Agreement was tabled in Parliament for notification.
Memorandum on safety of products of plant origin delivered from the Republic of South Africa to the Russian Federation (regarding a MoU of pesticides and nitrates).	Proposal received in October 2008. Negotiation ongoing. At the ITEC session in August it was decided to negotiate an overarching agreement on agriculture and sign the MOU as a protocol thereof. Both sides reaffirmed their preparedness at the September 2011 ITEC to conclude the MOU after the Agreement has been signed.	To ensure the safety of foodstuffs of plant origin to human health.	Negotiations are ongoing. Once the overarching agreement on agriculture is signed the MOU will be further negotiated and signed as a protocol thereof.
An overarching agreement on cooperation in the field of agriculture	Initially the forestry and fisheries fields were included as fields of cooperation. The Russian authorities indicated however that the cooperation mentioned in the agreement should only include agriculture.	The strengthening of technical and economic cooperation in the field of agriculture through the exchange of information, experience and research.	Both sides committed to ensure that the legal processes be completed.
Agreement on Cooperation in the field of Water Resources and Forestry.	Agreement in progress of implementation	<ul style="list-style-type: none"> • The development of the Information system for the remote (space) monitoring of wildfires. • The development of thunderstorm direction-finding system. • The training of specialists for fire-prevention measures and specialists for the extinguishing of landscape fires. <p>The development of the protection of nature against fires by the means of aviation.</p>	A technical delegation visited Russia to finalize projects on the priority areas in September 2011.

²⁰ D: IR, DAFF. October 2011

3.1 Current agricultural/forestry/fisheries product trade between Russia and SA

The value of the SA's exports of agricultural/forestry/fisheries products to Russia in 2010 was R1 217 million. Russia was the 13th biggest importer of agricultural/forestry/fisheries products from SA in 2010. Fruit was the major export to Russia. Table 8 indicates the top 20 SA's exports of agricultural-/forestry/fisheries products to Russia.

Table 8: Top 20 SA exports of agricultural/forestry/fisheries products to Russia (R million - Array based on 2010)

HS	Description	2007	2008	2009	2010	Tariff payable by SA
Total	Agri/Fish/Forest Products	622.4	989.3	991.4	1217.4	
080510	Oranges, Fresh Or Dried	297.2	352.4	356.2	549.0	3.8%
080820	Pears And Quinces, Fresh	49.2	110.2	110.5	119.7	7.5%
080610	Grapes, Fresh	31.3	112.7	73.9	108.1	3.8%
080550	Lemons (Citrus Limon/Limonum) & Limes (Citrus Aura	6.4	30.3	52.8	104.9	3.75% or \$32.04/Ton whichever is the greater
080540	Grapefruit Including Pomelos, Fresh Or Dried	58.3	65.0	61.0	82.2	3.75% or \$18.31 /Ton whichever is the greater
080520	Mandarins(Tang & Sats)Clementines & Wil- Kings &Si	24.9	49.2	52.0	58.5	3.75% or 24.47 \$/Ton whichever is the greater
200870	Peaches,Incl Nectarines,O/W Prep Or Presvd W/N Sug	16.8	23.7	21.8	55.2	\$2441.42 /Ton
220429	Grape Wines Nes, Incl Fort & Grape Must, Unferment	4.7	79.1	29.9	29.4	20.0%
080810	Apples, Fresh	19.9	71.8	47.8	23.9	Vary between \$91.55/ton and \$183.11 depending on season
220421	Grape Wines Nes, Incl Fort & Grape Must, Unferment	37.0	31.7	23.6	23.2	20.0%
200840	Pears Nes, O/W Prep Or Presvd Whether Or Not Sugar	9.9	7.2	12.2	13.0	11.3%
200799	Jams,Fruit Jellies, Fruit/Nut Purée & Paste,Ckd Pr	0.0	0.0	0.0	11.0	11.3%
080620	Grapes, Dried	5.6	8.0	8.3	4.5	3.8%
200899	Fruits & Oth Edible Pts Of Plants Nes, Prep Or Pre	0.0	3.8	2.0	4.5	11.3%
121299	Vegetable Products,Nes,Used Primarily For Human Co	5.1	2.6	2.1	3.4	3.8%
220410	Grape Wines, Sparkling	1.9	2.8	1.8	3.1	20%
200949	Pineapple Juice,Nes, Unfermented & Not Spirited,Wh	9.1	7.8	3.9	2.9	Vary between 0% ; up to 11.3% or \$64.00 whichever is the greatest.
240120	Tobacco, Unmanufactured, Partly Or Wholly Stemmed	10.2	3.5	10.2	2.5	3.8%

490199	Books, Brochures, Leaflets And Similar Printed Mat	0.0	0.0	5.9	2.4	0%
080940	Plums And Sloes, Fresh	0.3	0.4	0.0	2.4	3.8%

Source: WTA Revised data & Trade Map Tariffs for 2010

Table 9 indicates the top 10 SA's imports of agricultural/forestry/fisheries products from Russia. It is noted that in 2010 the value of agricultural/forestry/fisheries products SA imports from Russia was R 96 million. The reason for the sharp increase in imports from Russia in 2009, were the import of R 197 million of sunflower seeds, while there was no import of this product for the other years under discussion.

Table 9: Top 10 SA's imports of agricultural/forestry/fisheries products from Russia (R million - Array based on 2010)

HS	Description	2007	2008	2009	2010
Total	Agri/Fish/Forest Products	18.3	24.6	205.4	96.2
151211	Sunflower-Seed Or Safflower Oil, Crude	0.0	0.0	0.0	80.7
350110	Casein	3.5	0.0	1.8	7.6
110900	Wheat Gluten, Whether Or Not Dried	0.0	10.1	0.6	3.4
441299	Plywood, Venered Panels And Similar Laminated Wood	5.1	2.5	4.0	2.1
480100	Newsprint, In Rolls Or Sheets	0.3	0.0	0.5	1.2
480421	Paper, Sack Kraft, In Rolls, Unbleached, Uncoated	0.0	0.0	0.4	0.3
090920	Coriander Seeds	0.0	0.0	0.1	0.2
220860	Vodka	0.6	1.2	0.1	0.2
480431	Paper, Kraft, Rolls Or Sheets,<=150G/M², Unbleache	0.0	0.0	0.0	0.1
210690	Food Preparations Nes	4.3	1.8	0.0	0.1

Source: WTA Revised data

Table 10 indicates that SA had a trade surplus in the trade for agricultural/forestry/fisheries products, between 2007 and 2010.

Table 10: Trade balance for agricultural/forestry/fisheries products between SA and Russia (R million)

Description	2007	2008	2009	2010
Total SA exports to Russia	622.4	989.3	991.4	1217.4
Total Russian exports to SA	18.3	24.6	205.4	96.2
Trade surplus in favor of SA	604.1	964.7	786	1121.2

Source: WTA Revised data

3.2 Analysis to determine possible SA exports to Russia

Two methods were used to determine potential exports by SA to Russia. The Trade Potential Index (TPI) and the "trade chilling" method. The TPI concentrates on products that are already traded between countries (trade deepening), while "trade chilling" concentrates on products that are not currently traded between countries, but have the potential to be traded (trade widening).

3.2.1 Trade potential index (TPI)

The Trade Potential Index uses a scoring system based on data obtained from the Trade Map database to determine which products have the potential to be exported to a country. The trade indicators contained in the database used were: SA's exports to Russia, growth in SA's exports to Russia, growth of Russia's

imports from world, growth of SA's export to world and the size of the indicative trade potential (ITP).²¹ The TPI concentrates on products that are already traded between countries (trade deepening). The TPI is measured against a potential score of 5. A score of 0 would represent the lowest end of the scale and the least trade potential whilst a score of 5 would indicate the greatest trade potential. The average data that were used was for 2006 to 2010 and the value is in thousand rand. Annex 2 gives a more comprehensive description of the TPI.

Table 11 indicates the top 20 product tariff lines for potential export according to the TPI. In the ranking of importance (from most important to least important) the TPI has been used as the most important criteria, followed by the indicative trade potential (ITP) in Rand and as the second most important criteria. The TPI indicates the following as the top 10 products to export to Russia: Grape wines <=2l (HS 220421), Grapes, fresh (HS 080610), Oranges, fresh or dried (080510), Apples, fresh (080810), Raw sugar, cane (170111), Pears and quinces, fresh (HS 080820), Food preparations (HS 210690) Fresh or dried lemons "Citrus limon, Citrus limonum" and limes "Citrus (HS 080550), Grape wines > 2l (HS 220429) and Mandarins(tang&sats) clementines & wilkgs & sim citrus hybrids,fresh/drid (HS 080520). Based on the top 10 products in the TPI, there is the possibility that SA can increase its exports to Russia by R 13 376 million.²²

Annex 2 indicates the Trade Potential Index (TPI) and Indicative Trade Potential (ITP) for all agricultural products.

Table 11: Top 20 agricultural products identified by the TPI for potential export by SA to Russia

Product code	Product label	Avg 2006 - 2010 ITP (R '000)	Total TPI score	Did Russia import more than R10 000 from SA (avg 2006-2010)	Is Russia imports from SA growing (avg 2006 - 2010)	Is SA exports to the world growing (avg 2006 - 2010)	Is Russia's imports from the world growing? (avg 2006 - 2010)	Is the indicative trade potential larger than R 1 million? (avg 2006 - 2010)
'220421	Grape wines nes,incl fort&grape must, unfermtd by add alc in ctnr<=2l	3,273,889	5	1	1	1	1	1
'080610	Grapes, fresh	2,369,702	5	1	1	1	1	1
'080510	Oranges, fresh or dried	2,045,982	5	1	1	1	1	1
'080810	Apples, fresh	1,621,143	5	1	1	1	1	1
'170111	Raw sugar, cane	1,215,062	5	1	1	1	1	1
'080820	Pears and quinces, fresh	804,743	5	1	1	1	1	1
'210690	Food preparations nes	593,877	5	1	1	1	1	1
'080550	Fresh or dried lemons "Citrus limon, Citrus limonum" and limes "Citrus	500,434	5	1	1	1	1	1

²¹ The indicative trade potential is defined as the lower of the value a selected country exports to the world or the value the partner country imports from the world minus the current trade between the two countries under review. The trade potential is indicative only and serves as a departure point for further research. It gives an overview of the complementarities of the two economies.

²² Based on the sum of the ITP of the top 10 products in the TPI

'220429	Grape wines nes,incl fort&grape must,unfermtd by add alc,in ctr > 2l	487,111	5	1	1	1	1	1
'080520	Mandarins(tang&sats)clementines& wilkgs &sim citrus hybrids,fresh/drid	463,537	5	1	1	1	1	1
'080620	Grapes, dried	407,218	5	1	1	1	1	1
'080540	Grapefruit, fresh or dried	379,091	5	1	1	1	1	1
'220870	Liqueurs and cordials	326,836	5	1	1	1	1	1
'080940	Plums and sloes, fresh	309,622	5	1	1	1	1	1
'210390	Sauces and preparations nes and mixed condiments and mixed seasonings	228,468	5	1	1	1	1	1
'200990	Mixtures of juices unfermtd¬ spiritd whether o not sugard o sweet	220,386	5	1	1	1	1	1
'200980	Fruit&veg juice nes (exc mx) unferment unspiritd,whether/not sug/sweet	187,245	5	1	1	1	1	1
'200870	Peaches nes,o/w prep o presvd whether o not sugard,sweetend o spiritd	145,565	5	1	1	1	1	1
'220410	Grape wines, sparkling	140,267	5	1	1	1	1	1
'081090	Fruits, fresh nes	135,014	5	1	1	1	1	1

Source: Trade Map as adapted

3.2.2 "Trade chilling concept"

The Trade chilling concept is a method used to indicate which products have the highest potential to be traded between countries, if current trade flows are excluded. Because current trade flows are excluded, this refer to trade widening, rather than to trade deepening as in the TPI.

The trade chilling concept refers to products which Russia and South Africa are trading with the rest of the world, but not with each other. The trade chilling took the following into consideration: (i) average global exports from South Africa between 2006 and 2010 which were more than R10 million (ii) average global imports into Russia between 2006 and 2010 which were more than R10 million (iii) where there was no product trade between Russia and South Africa (where the average trade was less than R30 000 between 2006 and 2010, it was assumed that no trade has taken place).

Table 12 indicates the top 20 products for potential export according to the trade chilling concept. The size of the import value of Russia from the world, has been used to determine the order of importance. Annex 3 indicates all the products where the trade chilling were applicable. The top 10 product lines identified according to trade chilling are: Bovine cuts boneless, frozen (HS 020230), Swine cuts, frozen (HS 020329), Fowls (gallus domesticus), cuts & offal, frozen (HS 020714), Cheese (HS 040690) Palm oil and its fractions refined but not chemically modified (HS 151190), Food preparations (HS 210690), Spirits obtained by distilling grape wine or grape marc (HS 220820), Animal feed preparations (HS 230990), Soya beans (HS 120100) and Soya-bean oil-cake&oth solid residues, whether or not ground or pellet (HS 230400)

Table 12: Top 20 agricultural products identified for potential export by SA to Russia based on the "trade chilling" concept (Array based on the average Russian imports from the world).

Product code	Product label	Russia's imports from South Africa (Avg/y 06-10) (R'000)	SA's exports to world (Avg/y 06-10) (R'000)	Russia's imports from world (Avg/y 06-10) (R'000)
'020230	Bovine cuts boneless, frozen	0	36,398	14,889,864
'020329	Swine cuts, frozen nes	0	20,462	10,625,420
'020714	Fowls (gallus domesticus), cuts & offal, frozen	0	41,930	6,703,900
'040690	Cheese nes	0	31,256	6,023,777
'151190	Palm oil and its fractions refined but not chemically modified	0	18,451	4,079,211
'210690	Food preparations nes	14	593,891	3,907,674
'220820	Spirits obtained by distilling grape wine or grape marc	1	35,467	2,668,962
'230990	Animal feed preparations nes	0	102,569	2,572,388
'120100	Soya beans	0	195,904	2,051,438
'230400	Soya-bean oil-cake&oth solid residues, whether or not ground or pellet	0	26,876	1,894,414
'520100	Cotton, not carded or combed	0	90,289	1,617,286
'220830	Whiskies	0	91,880	1,535,302
'040510	Butter	0	20,481	1,317,004
'220300	Beer made from malt	0	123,312	1,234,587
'070190	Potatoes, fresh or chilled nes	2	74,638	1,190,314
'070310	Onions and shallots, fresh or chilled	2	64,100	1,178,540
'090111	Coffee, not roasted, not decaffeinated	0	25,456	1,171,367
'240110	Tobacco, unmanufactured, not stemmed or stripped	0	26,991	1,144,619
'230910	Dog or cat food put up for retail sale	0	62,385	1,112,943
'190110	Prep of cereals,flour,starch/milk f infant use,put up f retail sale	0	60,976	1,059,182

Source: Trade Map

It is noted that some products appears both in the TPI and the trade chilling tables. The reasons for this are:

- ¹ the value for average trade per year between 2006 and 2010 between Russia and SA is R10 000 under the TPI, while the value for no trade under chilling is less than R30 000,
- ² where there was no trade in certain years and higher trade in some years, the average between 2006 and 2010 may present a skewed picture.

3.3. Discussion on the products identified by the TPI and trade chilling

In this section the top 20 products each as identified by the TPI and the trade chilling are going to be discussed..

Table 13 indicates the top 20 products for potential export by SA to Russia, based on the TPI. Info in the columns covers: the product code, the product label, the trade regime (MFN or GSP tariff), the applied tariff, the estimated total advalorem equivalent tariff, major competitors and ranking of SA as competitor. The interpretation of the table is as follows:

The first column indicates the product code of the product: When the Harmonized System (HS) code is 6 digits, it is comparable between two countries. When the code is longer than 6 digits, it is the National Tariff Line (NTL) of the country and the product identified is not directly comparable between the two countries. The all in the column indicates, that all NTL's that fall under the HS 6 code, have the same tariff in the MFN or GSP trade regime.

The product label give a description of the product.

The 3rd and 4th column indicates which trade regime is applicable. Imports from other members of Commonwealth Independent States (CIS) are exempt from custom duties. Imports from countries with most favoured nation (MFN) status are taxed at a base rate (general) import tariff. Nearly 130 countries enjoy MFN status and this includes the member states of the EC. Goods imported by Russia from 104 developing countries are subject to a GSP rates, that is 75% of the base rate (MFN status rate). **(SA is accorded GSP status)**. Sometimes there is no GSP rate and then the MFN rate is the tariff rate used. Some products imported from less-developed countries are admitted duty free into Russia. Good from countries that don't enjoy MFN status, face tariff rates that is double the base rate.

In the 5th and 6th column the applied tariff per trade regime and the estimated total advalorem equivalent tariff is indicated.

The second last columns indicate the major competitors for the imports of the products into Russia and the last column the ranking position of SA in the import market for the spesific product into Russia, based on a HS 6 digit level.

Table 13: The trade regime, applied tariff, estimated total advalorem equivalent, major competitors and ranking of SA as competitor of the top 20th products to be exported as identified by the TPI

Product code	Product label	Trade Regime General tariff (MFN)	Preferred Tariff for GSP countries	Applied Tariff	Total advalorem equivalent (estimated) %	Major Competitors				Ranking of SA as competitor
						1	2	3	4	
'220421	Grape wines nes,incl fort&grape must,unfermtd by add alc in ctnr</=2l					France	Italy	Spain	Chile	13
All	Wine of fresh grapes, incl. fortified wines, and grape must whose fermentation has been arrested by the addition of alcohol, in containers of <= 2 l (excl. sparkling wine)	MFN		20.0%	20.0%					
'080610	Grapes, fresh					Turkey	Chile	Uzbekistan	Italy	6
All	Fresh grapes	MFN		5.0%	5.0%					
All	Fresh grapes		GDP	3.8%	3.8%					
'080510	Oranges, fresh or dried					Egypt	SA	Turkey	Morocco	2
All	Fresh or dried oranges	MFN		5% or 24.1 \$/ton which ever is the greatest	5.0%					
All	Fresh or dried oranges		GSP	3.75% or 18.31 \$/ton which ever is the greatest	3.8%					
'080810	Apples, fresh					Poland	China	Rep. of Moldova	Serbia	21
808101000	Fresh apples: cider apples, in bulk, from September 16 to December 15	MFN		244.14 \$/Ton	37.0%					
808101000	Fresh apples: cider apples, in bulk, from September 16 to December 15		GSP	183.11 \$/Ton	27.7%					
808108001	Fresh apples: other: from January 1 to March 31	MFN		122.07 \$/Ton	18.5%					
808108001	Fresh apples: other: from January 1 to March 31		GSP	91.55 \$/Ton	13.9%					
808108002	Fresh apples: other: from April 1 to June 30	MFN		122.07 \$/Ton	18.5%					
808108002	Fresh apples: other: from April 1 to June 30		GSP	91.55 \$/Ton	13.9%					
808108003	Fresh apples: other: from July 1 to July 31	MFN		122.07 \$/Ton	18.5%					
808108003	Fresh apples: other: from July 1 to July 31		GSP	91.55 \$/Ton	13.9%					
808108004	Fresh apples: other: from August 1 to December 31	MFN		244.14 \$/Ton	37.0%					
808108004	Fresh apples: other: from August 1 to December 31		GSP	183.11 \$/Ton	27.7%					

'170111	Raw sugar, cane					Brazil	Argetina	Cuba	Guate- mala	22
1701111011	Raw cane sugar (excl. added flavouring or colouring): No description at level 10	MFN		270.00 \$/Ton	59.3%					
1701111012	Raw cane sugar (excl. added flavouring or colouring): No description at level 10	MFN		240.00 \$/Ton	52.7%					
1701111013	Raw cane sugar (excl. added flavouring or colouring): No description at level 10	MFN		203.00 \$/Ton	44.6%					
1701111014	Raw cane sugar (excl. added flavouring or colouring): No description at level 10	MFN		171.00 \$/Ton	37.6%					
1701111015	Raw cane sugar (excl. added flavouring or colouring): No description at level 10	MFN		140.00 \$/Ton	30.8%					
1701111021	Raw cane sugar (excl. added flavouring or colouring): No description at level 10	MFN		250.00 \$/Ton	54.9%					
1701111022	Raw cane sugar (excl. added flavouring or colouring): No description at level 10	MFN		239.00 \$/Ton	52.5%					
1701111023	Raw cane sugar (excl. added flavouring or colouring): No description at level 10	MFN		200.00 \$/Ton	43.9%					
1701111024	Raw cane sugar (excl. added flavouring or colouring): No description at level 10	MFN		160.00 \$/Ton	35.1%					
1701111025	Raw cane sugar (excl. added flavouring or colouring): No description at level 10	MFN		120.00 \$/Ton	26.4%					
1701111026	Raw cane sugar (excl. added flavouring or colouring): No description at level 10	MFN		85.00 \$/Ton	18.7%					
1701111027	Raw cane sugar (excl. added flavouring or colouring): No description at level 10	MFN		50.00 \$/Ton	11.0%					
1701111031	Raw cane sugar (excl. added flavouring or colouring): No description at level 10	MFN		270.00 \$/Ton	59.3%					
1701111032	Raw cane sugar (excl. added flavouring or colouring): No description at level 10	MFN		240.00 \$/Ton	52.7%					
1701111033	Raw cane sugar (excl. added flavouring or colouring): No description at level 10	MFN		203.00 \$/Ton	44.6%					
1701111034	Raw cane sugar (excl. added flavouring or colouring): No description at level 10	MFN		171.00 \$/Ton	37.6%					
1701111035	Raw cane sugar (excl. added flavouring or colouring): No description at level 10	MFN		140.00 \$/Ton	30.8%					
1701119011	Raw cane sugar (excl. added flavouring or colouring): No description at level 10	MFN		270.00 \$/Ton	59.3%					
1701119012	Raw cane sugar (excl. added flavouring or colouring): No description at level 10	MFN		240.00 \$/Ton	52.7%					
1701119013	Raw cane sugar (excl. added flavouring or colouring): No description at level 10	MFN		203.00 \$/Ton	44.6%					
1701119014	Raw cane sugar (excl. added flavouring or colouring): No description at level 10	MFN		171.00 \$/Ton	37.6%					
1701119015	Raw cane sugar (excl. added flavouring or colouring): No description at level 10	MFN		140.00 \$/Ton	30.8%					
1701119021	Raw cane sugar (excl. added flavouring or colouring): No description at level 10	MFN		250.00 \$/Ton	54.9%					
1701119022	Raw cane sugar (excl. added flavouring or colouring): No description at level 10	MFN		239.00 \$/Ton	52.5%					
1701119023	Raw cane sugar (excl. added flavouring or colouring): No description at level 10	MFN		200.00 \$/Ton	43.9%					
1701119024	Raw cane sugar (excl. added flavouring or colouring): No description at level 10	MFN		160.00 \$/Ton	35.1%					
1701119025	Raw cane sugar (excl. added flavouring or colouring): No description at level 10	MFN		120.00 \$/Ton	26.4%					

1701119026	Raw cane sugar (excl. added flavouring or colouring): No description at level 10	MFN		85.00 \$/Ton	18.7%					
1701119027	Raw cane sugar (excl. added flavouring or colouring): No description at level 10	MFN		50.00 \$/Ton	11.0%					
1701119031	Raw cane sugar (excl. added flavouring or colouring): No description at level 10	MFN		270.00 \$/Ton	59.3%					
1701119032	Raw cane sugar (excl. added flavouring or colouring): No description at level 10	MFN		240.00 \$/Ton	52.7%					
1701119033	Raw cane sugar (excl. added flavouring or colouring): No description at level 10	MFN		203.00 \$/Ton	44.6%					
1701119034	Raw cane sugar (excl. added flavouring or colouring): No description at level 10	MFN		171.00 \$/Ton	37.6%					
1701119035	Raw cane sugar (excl. added flavouring or colouring): No description at level 10	MFN		140.00 \$/Ton	30.8%					
'080820	Pears and quinces, fresh	MFN		10%	10.0%	Belgium	Argentina	Netherlands	Spain	6
		GSP		7.5%	7.5%					
'210690	Food preparations nes					Germany	USA	France	Ireland	58
2106901000	Food preparations, n.e.s: cheese fondues	MFN		15.00% OR 366.21\$/Ton which ever is the greatest	15.0%					
2106902000	Food preparations, n.e.s: compound alcoholic preparations,other than those based on odoriferous substances, of a kind used for manufacture of beverages	MFN		2441.42 \$/Ton	43.6%					
2106903000	Food preparations, n.e.s: flavored or colored sugar syrups: isoglucose syrups	MFN		15.0%	15.0%					
2106905100	Food preparations, n.e.s: flavored or colored sugar syrups: other: lactose syrup	MFN		15.0%	15.0%					
2106905500	Food preparations, n.e.s: flavored or colored sugar syrups: other: glucose syrup and maltodextrine syrup	MFN		15.0%	15.0%					
2106905900	Food preparations, n.e.s: flavored or colored sugar syrups: other: other	MFN		280.76 \$/Ton	24.6%					
2106909200	Food preparations, n.e.s: other: containing no milkfats, sucrose, isoglucose, glucose or starch, or containing less than 1.5% milkfat, 5% sucrose or isoglucose, 5% glucose or starch	MFN		15.0%	15.0%					
2106909801	Food preparations, n.e.s: other: other: chewing gum, containing no sugar (sucrose) and/or containing sugar substitutes	MFN		20% or 1464.85 \$/Ton whichever is the greatest	26.2%					
2106909802	Food preparations, n.e.s: other: other: chewing gum, containing no sugar (semimanufactures)	MFN		20% or 1464.85 \$/Ton whichever is the greatest	26.2%					
2106909803	Food preparations, n.e.s: other: other: intermixtures of vitamins and mineral substances destined for compensated diet	MFN		10.0%	10.0%					
'080550	Fresh or dried lemons "Citrus limon, Citrus limonum" and limes "Citrus					Turkey	Argentina	SA	Spain	3

0805501000	Fresh or dried lemons "Citrus limon, Citrus limonum" and limes "Citrus aurantigolia, Citrus latifolia": lemons (Citrus limon, Citrus limonum)	MFN		5.00% OR 42.72 \$/Ton, whichever is the greater	7.7%						
0805501000	Fresh or dried lemons "Citrus limon, Citrus limonum" and limes "Citrus aurantigolia, Citrus latifolia": lemons (Citrus limon, Citrus limonum)		GSP	3.75% OR 32.04\$/Ton whichever is the greater	5.8%						
0805509000	Fresh or dried lemons "Citrus limon, Citrus limonum" and limes "Citrus aurantigolia, Citrus latifolia": limes (Citrus aurantifolia, Citrus latifolia)	MFN		5.00% OR 42.72 \$/Ton, whichever is the greater	6.6%						
0805509000	Fresh or dried lemons "Citrus limon, Citrus limonum" and limes "Citrus aurantigolia, Citrus latifolia": limes (Citrus aurantifolia, Citrus latifolia)		GSP	3.75% OR 32.04\$/Ton whichever is the greater	5.0%						
'220429	Grape wines nes,incl fort&grape must,unfermtd by add alc,in ctrn > 2l										
All 220429		MFN		20.0%	20.0%						
'080520	Mandarins(tang&sats)clementines&wilks &sim citrus hybrids,fresh/drid										
0805201000	Fresh or dried mandarins incl. tangerines and satsumas, clementines, wilkings and simular citrus hybrids: clementines	MFN		5.00% or 36.62 \$/Ton whichever is the greater	5.3%						
0805201000	Fresh or dried mandarins incl. tangerines and satsumas, clementines, wilkings and simular citrus hybrids: clementines		GSP	3.75% or 24.47 \$/Ton whichever is the greater	3.9%						
0805201000	Fresh or dried mandarins incl. tangerines and satsumas, clementines, wilkings and simular citrus hybrids: monreales and satsumas	MFN		5.00% or 36.62 \$/Ton whichever is the greater	6.7%						
0805201000	Fresh or dried mandarins incl. tangerines and satsumas, clementines, wilkings and simular citrus hybrids: monreales and satsumas		GSP	3.75% or 24.47 \$/Ton whichever is the greater	5.3%						
0805201000	Fresh or dried mandarins incl. tangerines and satsumas, clementines, wilkings and simular citrus hybrids: mandarins and wilkings	MFN		5.00% or 36.62 \$/Ton whichever is the greater	6.9%						
0805201000	Fresh or dried mandarins incl. tangerines and satsumas, clementines, wilkings and simular citrus hybrids: mandarins and wilkings		GSP	3.75% or 24.47 \$/Ton whichever is the greater	5.1%						
0805201000	Fresh or dried mandarins incl. tangerines and satsumas, clementines, wilkings and simular citrus hybrids: tangerines	MFN		5.00% or 36.62 \$/Ton whichever is the greater	6.0%						

0805201000	Fresh or dried mandarins incl. tangerines and satsumas, clementines, wilkings and similar citrus hybrids: tangerines		GSP	3.75% or 24.47 \$/Ton whichever is the greater	4.5%						
0805201000	Fresh or dried mandarins incl. tangerines and satsumas, clementines, wilkings and similar citrus hybrids: other	MFN		5.00% or 36.62 \$/Ton whichever is the greater	6.8%						
0805201000	Fresh or dried mandarins incl. tangerines and satsumas, clementines, wilkings and similar citrus hybrids: other		GSP	3.75% or 24.47 \$/Ton whichever is the greater	5.1%						
'080620	Grapes, dried					Turkey	Chile	Uzbekistan	Italy		6
ALL		MFN		5.0%	5.0%						
			GSP	3.8%	3.8%						
'080540	Grapefruit, fresh or dried					Turkey	China	SA	Israel		3
		MFN		5.00% OR 24.41 \$/Ton whichever is the greater	5.0%						
			GSP	3.75% OR 18.31 \$/Ton whichever is the greater	3.8%						
'220870	Liqueurs and cordials					Ireland	France	Italy	Germany		13
2208701000	Liqueurs and cordials: in containers holding 2 l or less	MFN		2441.42 \$/Ton	48.9%						
2208709000	Liqueurs and cordials: in containers holding more than 2 l	MFN		2441.42 \$/Ton	33.6%						
'080940	Plums and sloes, fresh										
0809400500	Fresh plums and sloes: plums	MFN		5.0%	5.0%						
0809400500	Fresh plums and sloes: plums		GSP	3.8%	3.8%						
0809409000	Fresh plums and sloes: sloes	MFN		5.0%	5.0%						
0809409000	Fresh plums and sloes: sloes		GSP	3.8%	3.8%						
'210390	Sauces and preparations nes and mixed condiments and mixed seasonings					Austria	Germany	Poland	Rep. of Korea		43
2103901000	Preparations for sauces and prepared sauces; mixed condiments and seasonings (excl. soya sauce, tomato ketchup and other tomato sauces, mustard flour and meal): mango chutney, liquid	MFN		15.0%	15.0%						
2103901000	Preparations for sauces and prepared sauces; mixed condiments and seasonings (excl. soya sauce, tomato ketchup and other tomato sauces, mustard flour and meal): mango chutney, liquid		GSP	11.3%	11.3%						
2103903000	Preparations for sauces and prepared sauces; mixed condiments and seasonings (excl. soya sauce, tomato ketchup and other tomato sauces, mustard flour and meal): aromatic bitters of an alcoholic strength by volume of 44.2 to 49.2% vol containing from 1.5% to 6% by weight of gentian, spices and various ingredients and from 4 to 10% of sugar, in containers holding 0.5 litre or less	MFN		2441.42 \$/Ton	94.4%						

2103903000	Preparations for sauces and prepared sauces; mixed condiments and seasonings (excl. soya sauce, tomato ketchup and other tomato sauces, mustard flour and meal): aromatic bitters of an alcoholic strength by volume of 44.2 to 49.2% vol containing from 1.5% to 6% by weight of gentian, spices and various ingredients and from 4 to 10% of sugar, in containers holding 0.5 litre or less		GSP	1831.06 \$/Ton	70.8%						
2103909001	Preparations for sauces and prepared sauces; mixed condiments and seasonings (excl. soya sauce, tomato ketchup and other tomato sauces, mustard flour and meal): other mayonnaise sauce	MFN		15.0%	15.0%						
2103909001	Preparations for sauces and prepared sauces; mixed condiments and seasonings (excl. soya sauce, tomato ketchup and other tomato sauces, mustard flour and meal): other mayonnaise sauce		GSP	11.3%	11.3%						
2103909009	Preparations for sauces and prepared sauces; mixed condiments and seasonings (excl. soya sauce, tomato ketchup and other tomato sauces, mustard flour and meal): other	MFN		15.0%	15.0%						
2103909009	Preparations for sauces and prepared sauces; mixed condiments and seasonings (excl. soya sauce, tomato ketchup and other tomato sauces, mustard flour and meal): other		GSP	11.3%	11.3%						
'200990	Mixtures of juices unfermentd¬ spiritd whether o not sugard o sweet					Nether-lands	Israel	Germany	Ireland	43	
2009901100	Mixtures of fruit juices, incl. grape must, and vegetable juices, unfermentd whether or not containing added sugar or other sweetening matter (excl. containing spirit): of a Brix value exceeding 67: mixtures of apple and pear juice: of a value not exceeding 22 euros per 100 kg net weight	MFN		15.00% or 85.45 \$/Ton whichever is the greater	15.0%						
2009901100	Mixtures of fruit juices, incl. grape must, and vegetable juices, unfermentd whether or not containing added sugar or other sweetening matter (excl. containing spirit): of a Brix value exceeding 67: mixtures of apple and pear juice: of a value not exceeding 22 euros per 100 kg net weight		GSP	11.25% or 64.09 \$/Ton whichever is the greater	11.3%						
2009901901	Mixtures of fruit juices, incl. grape must, and vegetable juices, unfermentd whether or not containing added sugar or other sweetening matter (excl. containing spirit): of a Brix value exceeding 67: mixtures of apple and pear juice: other: concentrated, of a value exceeding 30 euros per 100kg net weight, in barrels, cisterns or flexitanks holding not less than 40 kg	MFN		10.00% or 61.04 \$/Ton whichever is the greater	10.0%						
2009901901	Mixtures of fruit juices, incl. grape must, and vegetable juices, unfermentd whether or not containing added sugar or other sweetening matter (excl. containing spirit): of a Brix value exceeding 67: mixtures of apple and pear juice: other: concentrated, of a value exceeding 30 euros per 100kg net weight, in barrels, cisterns or flexitanks holding not less than 40 kg		GSP	7.5% or 45.78 \$/Ton whichever is the greater	7.5%						
2009901909	Mixtures of fruit juices, incl. grape must, and vegetable juices, unfermentd whether or not containing added sugar or other sweetening matter (excl. containing spirit): of a Brix value exceeding 67: mixtures of apple and pear juice: other: other	MFN		15.00% or 85.45 \$/Ton whichever is the greater	15.0%						
2009901909	Mixtures of fruit juices, incl. grape must, and vegetable juices, unfermentd whether or not containing added sugar or other sweetening matter (excl. containing spirit): of a Brix value exceeding 67: mixtures of apple and pear juice: other: other		GSP	11.25% or 64.09 \$/Ton whichever is the greater	11.3%						
2009902100	Mixtures of fruit juices, incl. grape must, and vegetable juices, unfermentd whether or not containing added sugar or other sweetening matter (excl. containing spirit): of a Brix value exceeding 67: other: of a value not exceeding 30 euros per 100kg net weight	MFN		15.00% or 85.45 \$/Ton whichever is the greater	15.0%						
2009902100	Mixtures of fruit juices, incl. grape must, and vegetable juices, unfermentd whether or not containing added sugar or other sweetening matter (excl. containing spirit): of a Brix value exceeding 67: other: of a value not exceeding 30 euros per 100kg net weight		GSP	11.25% or 64.09 \$/Ton whichever is the greater	11.3%						
2009902901	Mixtures of fruit juices, incl. grape must, and vegetable juices, unfermentd whether or not containing added sugar or other sweetening matter (excl. containing spirit): of a Brix value exceeding 67: other: other: concentrated, in barrels, cisterns or flexitanks holding not less than 40 kg	MFN		0.0%	0.0%						

2009902909	Mixtures of fruit juices, incl. grape must, and vegetable juices, unfermentd whether or not containing added sugar or other sweetening matter (excl. containing spirit): of a Brix value exceeding 67: other: other: other	MFN		15.00% or 85.45 \$/Ton whichever is the greater	15.0%						
2009902909	Mixtures of fruit juices, incl. grape must, and vegetable juices, unfermentd whether or not containing added sugar or other sweetening matter (excl. containing spirit): of a Brix value exceeding 67: other: other: other		GSP	11.25% or 64.09 \$/Ton whichever is the greater	11.3%						
2009903100	Mixtures of fruit juices, incl. grape must, and vegetable juices, unfermentd whether or not containing added sugar or other sweetening matter (excl. containing spirit): of a Brix value exceeding 67: mixtures of apple and pear juice: of a value not exceeding 18 euros per 100 kg net weight and with an added sugar content exceeding 30% by weight	MFN		15.00% or 85.45 \$/Ton whichever is the greater	15.0%						
2009903100	Mixtures of fruit juices, incl. grape must, and vegetable juices, unfermentd whether or not containing added sugar or other sweetening matter (excl. containing spirit): of a Brix value exceeding 67: mixtures of apple and pear juice: of a value not exceeding 18 euros per 100 kg net weight and with an added sugar content exceeding 30% by weight		GSP	11.25% or 64.09 \$/Ton whichever is the greater	11.3%						
2009903901	Mixtures of fruit juices, incl. grape must, and vegetable juices, unfermentd whether or not containing added sugar or other sweetening matter (excl. containing spirit): of a Brix value exceeding 67: other: No description at level 10	MFN		15.00% or 85.45 \$/Ton whichever is the greater	15.0%						
2009903901	Mixtures of fruit juices, incl. grape must, and vegetable juices, unfermentd whether or not containing added sugar or other sweetening matter (excl. containing spirit): of a Brix value exceeding 67: other: No description at level 10		GSP	11.25% or 64.09 \$/Ton whichever is the greater	11.3%						
2009903909	Mixtures of fruit juices, incl. grape must, and vegetable juices, unfermentd whether or not containing added sugar or other sweetening matter (excl. containing spirit): of a Brix value exceeding 67: mixtures of apple and pear juices: other: Other	MFN		15.00% or 85.45 \$/Ton whichever is the greater	15.0%						
2009903909	Mixtures of fruit juices, incl. grape must, and vegetable juices, unfermentd whether or not containing added sugar or other sweetening matter (excl. containing spirit): of a Brix value exceeding 67: mixtures of apple and pear juices: other: Other		GSP	11.25% or 64.09 \$/Ton whichever is the greater	11.3%						
2009904101	Mixtures of fruit juices, incl. grape must, and vegetable juices, unfermented, whether or not containing added sugar or other sweetening matter (excl. containing spirit): of a Brix value not exceeding 67: other: of a value exceeding 30 euros per 100 kg net weight: mixtures of citrus fruit juices and pineapple juice: containing added sugar: concentrated, of a Brix value exceeding 20, in barrels, cisterns or flexitanks holding not less than 40 kg	MFN		0.0%	0.0%						
2009904102	Mixtures of fruit juices, incl. grape must, and vegetable juices, unfermented, whether or not containing added sugar or other sweetening matter (excl. containing spirit): of a Brix value not exceeding 67: other: of a value exceeding 30 euros per 100 kg net weight: mixtures of citrus fruit juices and pineapple juice: containing added sugar: No description at level 10	MFN		15.00% or 85.45 \$/Ton whichever is the greater	15.0%						
2009904102	Mixtures of fruit juices, incl. grape must, and vegetable juices, unfermented, whether or not containing added sugar or other sweetening matter (excl. containing spirit): of a Brix value not exceeding 67: other: of a value exceeding 30 euros per 100 kg net weight: mixtures of citrus fruit juices and pineapple juice: containing added sugar: No description at level 10		GSP	11.25% or 64.09 \$/Ton whichever is the greater	11.3%						
2009904108	Mixtures of fruit juices, incl. grape must, and vegetable juices, unfermented, whether or not containing added sugar or other sweetening matter (excl. containing spirit): of a Brix value not exceeding 67: other: of a value exceeding 30 euros per 100 kg net weight: mixtures of citrus fruit juices and pineapple juice: containing added sugar: other	MFN		15.00% or 85.45 \$/Ton whichever is the greater	15.0%						

2009904108	Mixtures of fruit juices, incl. grape must, and vegetable juices, unfermented, whether or not containing added sugar or other sweetening matter (excl. containing spirit): of a Brix value not exceeding 67: other: of a value exceeding 30 euros per 100 kg net weight: mixtures of citrus fruit juices and pineapple juice: containing added sugar: other		GSP	11.25% or 64.09 \$/Ton whichever is the greater	11.3%						
2009904901	Mixtures of fruit juices, incl. grape must, and vegetable juices, unfermented, whether or not containing added sugar or other sweetening matter (excl. containing spirit): of a Brix value not exceeding 67: other: of a value exceeding 30 euros per 100 kg net weight: mixtures of citrus fruit juices and pineapple juice: other: concentrated, of a Brix value exceeding 20, in barrels, cisterns or flexitanks holding not less than 40 kg		MFN	0.0%	0.0%						
2009904909	Mixtures of fruit juices, incl. grape must, and vegetable juices, unfermented, whether or not containing added sugar or other sweetening matter (excl. containing spirit): of a Brix value not exceeding 67: other: of a value exceeding 30 euros per 100 kg net weight: mixtures of citrus fruit juices and pineapple juice: other: other		MFN	15.00% or 85.45 \$/Ton whichever is the greater	15.0%						
2009904909	Mixtures of fruit juices, incl. grape must, and vegetable juices, unfermented, whether or not containing added sugar or other sweetening matter (excl. containing spirit): of a Brix value not exceeding 67: other: of a value exceeding 30 euros per 100 kg net weight: mixtures of citrus fruit juices and pineapple juice: other: other		GSP	11.25% or 64.09 \$/Ton whichever is the greater	11.3%						
2009905101	Mixtures of fruit juices, incl. grape must, and vegetable juices, unfermented, whether or not containing added sugar or other sweetening matter (excl. containing spirit): of a Brix value not exceeding 67: other: of a value exceeding 30 euros per 100 kg net weight: other: containing added sugar: concentrated, of a Brix value exceeding 20, in barrels, cisterns or flexitanks holding not less than 40 kg		MFN	0.0%	0.0%						
2009905102	Mixtures of fruit juices, incl. grape must, and vegetable juices, unfermented, whether or not containing added sugar or other sweetening matter (excl. containing spirit): of a Brix value not exceeding 67: other: of a value exceeding 30 euros per 100 kg net weight: other: containing added sugar: No description at level 10		MFN	15.00% or 85.45 \$/Ton whichever is the greater	15.0%						
2009905102	Mixtures of fruit juices, incl. grape must, and vegetable juices, unfermented, whether or not containing added sugar or other sweetening matter (excl. containing spirit): of a Brix value not exceeding 67: other: of a value exceeding 30 euros per 100 kg net weight: other: containing added sugar: No description at level 10		GSP	11.25% or 64.09 \$/Ton whichever is the greater	11.3%						
2009905108	Mixtures of fruit juices, incl. grape must, and vegetable juices, unfermented, whether or not containing added sugar or other sweetening matter (excl. containing spirit): of a Brix value not exceeding 67: other: of a value exceeding 30 euros per 100 kg net weight: other: containing added sugar: other		MFN	15.00% or 85.45 \$/Ton whichever is the greater	15.0%						
2009905108	Mixtures of fruit juices, incl. grape must, and vegetable juices, unfermented, whether or not containing added sugar or other sweetening matter (excl. containing spirit): of a Brix value not exceeding 67: other: of a value exceeding 30 euros per 100 kg net weight: other: containing added sugar: other		GSP	11.25% or 64.09 \$/Ton whichever is the greater	11.3%						
2009905901	Mixtures of fruit juices, incl. grape must, and vegetable juices, unfermented, whether or not containing added sugar or other sweetening matter (excl. containing spirit): of a Brix value not exceeding 67: other: of a value exceeding 30 euros per 100 kg net weight: other: other: concentrated, of a Brix value exceeding 20, in barrels, cisterns or flexitanks holding not less than 40 kg		MFN	0.0%	0.0%						
2009905909	Mixtures of fruit juices, incl. grape must, and vegetable juices, unfermented, whether or not containing added sugar or other sweetening matter (excl. containing spirit): of a Brix value not exceeding 67: other: of a value exceeding 30 euros per 100 kg net weight: other: other: other		MFN	15.00% or 85.45 \$/Ton whichever is the greater	15.0%						
2009905909	Mixtures of fruit juices, incl. grape must, and vegetable juices, unfermented, whether or not containing added sugar or other sweetening matter (excl. containing spirit): of a Brix value not exceeding 67: other: of a value exceeding 30 euros per 100 kg net weight: other: other: other		GSP	11.25% or 64.09 \$/Ton whichever is the greater	11.3%						

2009909600	Mixtures of fruit juices, incl. grape must, and vegetable juices, unfermented, whether or not containing added sugar or other sweetening matter (excl. containing spirit): of a Brix value not exceeding 67: other: of a value not exceeding 30 euros per 100 kg net weight: other: with an added sugar content not exceeding 30% by weight: other			11.25% or 64.09 \$/Ton whichever is the greater	22.6%						
2009909700	Mixtures of fruit juices, incl. grape must, and vegetable juices, unfermented, whether or not containing added sugar or other sweetening matter (excl. containing spirit): of a Brix value not exceeding 67: other: of a value not exceeding 30 euros per 100 kg net weight: other: not containing added sugar: mixtures of juices of tropical fruit	MFN		15.00% or 85.45 \$/Ton whichever is the greater	15.0%						
2009909700	Mixtures of fruit juices, incl. grape must, and vegetable juices, unfermented, whether or not containing added sugar or other sweetening matter (excl. containing spirit): of a Brix value not exceeding 67: other: of a value not exceeding 30 euros per 100 kg net weight: other: not containing added sugar: mixtures of juices of tropical fruit		GSP	11.25% or 64.09 \$/Ton whichever is the greater	11.3%						
2009909800	Mixtures of fruit juices, incl. grape must, and vegetable juices, unfermented, whether or not containing added sugar or other sweetening matter (excl. containing spirit): of a Brix value not exceeding 67: other: of a value not exceeding 30 euros per 100 kg net weight: other: not containing added sugar: other	MFN		15.00% or 85.45 \$/Ton whichever is the greater	15.0%						
2009909800	Mixtures of fruit juices, incl. grape must, and vegetable juices, unfermented, whether or not containing added sugar or other sweetening matter (excl. containing spirit): of a Brix value not exceeding 67: other: of a value not exceeding 30 euros per 100 kg net weight: other: not containing added sugar: other		GSP	11.25% or 64.09 \$/Ton whichever is the greater	11.3%						
'200980	Fruit&veg juice nes (exc mx) unferment unspirid,whether/not sug/sweet						Poland	Germany	Azerbaijan	China	29
2009801100	Juice of fruit or vegetables, unfermented, whether or not containing added sugar or other sweetening matter (excl. containing spirit, mixtures, and juice of citrus fruit, pineapples, tomatoes, grapes, incl. grape must and apples): of a Brix value exceeding 67: pear juice: of a value not exceeding 22 euros per 100 kg net weight	MFN		15.00% or 85.45 \$/Ton whichever is the greater	15.0%						
2009801100	Juice of fruit or vegetables, unfermented, whether or not containing added sugar or other sweetening matter (excl. containing spirit, mixtures, and juice of citrus fruit, pineapples, tomatoes, grapes, incl. grape must and apples): of a Brix value exceeding 67: pear juice: of a value not exceeding 22 euros per 100 kg net weight		GSP	11.25% or 64.09 \$/Ton whichever is the greater	11.3%						
2009801901	Juice of fruit or vegetables, unfermented, whether or not containing added sugar or other sweetening matter (excl. containing spirit, mixtures, and juice of citrus fruit, pineapples, tomatoes, grapes, incl. grape must and apples): of a Brix value exceeding 67: pear juice: other: concentrated, of a value exceeding 30 euros per 100 kg net weight, in barrels, cisterns or flexitanks holding not less than 40 kg	MFN		0.0%	0.0%						
2009801909	Juice of fruit or vegetables, unfermented, whether or not containing added sugar or other sweetening matter (excl. containing spirit, mixtures, and juice of citrus fruit, pineapples, tomatoes, grapes, incl. grape must and apples): of a Brix value exceeding 67: pear juice: other: other	MFN		15.00% or 85.45 \$/Ton whichever is the greater	15.0%						
2009801909	Juice of fruit or vegetables, unfermented, whether or not containing added sugar or other sweetening matter (excl. containing spirit, mixtures, and juice of citrus fruit, pineapples, tomatoes, grapes, incl. grape must and apples): of a Brix value exceeding 67: pear juice: other: other		GSP	11.25% or 64.09 \$/Ton whichever is the greater	11.3%						
2009803400	Juice of fruit or vegetables, unfermented, whether or not containing added sugar or other sweetening matter (excl. containing spirit, mixtures, and juice of citrus fruit, pineapples, tomatoes, grapes, incl. grape must and apples): of a Brix value exceeding 67: other: of a value not exceeding 30 euros per 100 kg net weight: juices of tropical fruit	MFN		15.00% or 85.45 \$/Ton whichever is the greater	15.0%						
2009803400	Juice of fruit or vegetables, unfermented, whether or not containing added sugar or other sweetening matter (excl. containing spirit, mixtures, and juice of citrus fruit, pineapples, tomatoes, grapes, incl. grape must and apples): of a Brix value exceeding 67: other: of a value not exceeding 30 euros per 100 kg net weight: juices of tropical fruit		GSP	11.25% or 64.09 \$/Ton whichever is the greater	11.3%						

2009803500	Juice of fruit or vegetables, unfermented, whether or not containing added sugar or other sweetening matter (excl. containing spirit, mixtures, and juice of citrus fruit, pineapples, tomatoes, grapes, incl. grape must and apples): of a Brix value exceeding 67: other: of a value not exceeding 30 euros per 100 kg net weight: other	MFN		15.00% or 85.45 \$/Ton whichever is the greater	15.0%						
2009803500	Juice of fruit or vegetables, unfermented, whether or not containing added sugar or other sweetening matter (excl. containing spirit, mixtures, and juice of citrus fruit, pineapples, tomatoes, grapes, incl. grape must and apples): of a Brix value exceeding 67: other: of a value not exceeding 30 euros per 100 kg net weight: other		GSP	11.25% or 64.09 \$/Ton whichever is the greater	11.3%						
2009803601	Juice of fruit or vegetables, unfermented, whether or not containing added sugar or other sweetening matter (excl. containing spirit, mixtures, and juice of citrus fruit, pineapples, tomatoes, grapes, incl. grape must and apples): of a Brix value exceeding 67: other: other: juices of tropical fruit: concentrated, in barrels, cisterns or flexitanks holding not less than 40 kg	MFN		0.0%	0.0%						
2009803609	Juice of fruit or vegetables, unfermented, whether or not containing added sugar or other sweetening matter (excl. containing spirit, mixtures, and juice of citrus fruit, pineapples, tomatoes, grapes, incl. grape must and apples): of a Brix value exceeding 67: other: other: juices of tropical fruit: other	MFN		15.00% or 85.45 \$/Ton whichever is the greater	15.0%						
2009803609	Juice of fruit or vegetables, unfermented, whether or not containing added sugar or other sweetening matter (excl. containing spirit, mixtures, and juice of citrus fruit, pineapples, tomatoes, grapes, incl. grape must and apples): of a Brix value exceeding 67: other: other: juices of tropical fruit: other		GSP	11.25% or 64.09 \$/Ton whichever is the greater	11.3%						
2009803801	Juice of fruit or vegetables, unfermented, whether or not containing added sugar or other sweetening matter (excl. containing spirit, mixtures, and juice of citrus fruit, pineapples, tomatoes, grapes, incl. grape must and apples): of a Brix value exceeding 67: other: other: other: concentrated, in barrels, cisterns or flexitanks holding not less than 40 kg	MFN		0.0%	0.0%						
2009803809	Juice of fruit or vegetables, unfermented, whether or not containing added sugar or other sweetening matter (excl. containing spirit, mixtures, and juice of citrus fruit, pineapples, tomatoes, grapes, incl. grape must and apples): of a Brix value exceeding 67: other: other: other: other	MFN		15.00% or 85.45 \$/Ton whichever is the greater	15.0%						
2009803809	Juice of fruit or vegetables, unfermented, whether or not containing added sugar or other sweetening matter (excl. containing spirit, mixtures, and juice of citrus fruit, pineapples, tomatoes, grapes, incl. grape must and apples): of a Brix value exceeding 67: other: other: other: other		GSP	11.25% or 64.09 \$/Ton whichever is the greater	11.3%						
2009805000	Juice of fruit or vegetables, unfermented, whether or not containing added sugar or other sweetening matter (excl. containing spirit, mixtures, and juice of citrus fruit, pineapples, tomatoes, grapes, incl. grape must and apples): of a Brix value not exceeding 67: pear juice: of a value exceeding 18 euros per 100 kg net weight, containing added sugar	MFN		15.00% or 85.45 \$/Ton whichever is the greater	15.0%						
2009805000	Juice of fruit or vegetables, unfermented, whether or not containing added sugar or other sweetening matter (excl. containing spirit, mixtures, and juice of citrus fruit, pineapples, tomatoes, grapes, incl. grape must and apples): of a Brix value not exceeding 67: pear juice: of a value exceeding 18 euros per 100 kg net weight, containing added sugar		GSP	11.25% or 64.09 \$/Ton whichever is the greater	11.3%						
2009806100	Juice of fruit or vegetables, unfermented, whether or not containing added sugar or other sweetening matter (excl. containing spirit, mixtures, and juice of citrus fruit, pineapples, tomatoes, grapes, incl. grape must and apples): of a Brix value not exceeding 67: pear juice: other: with an added sugar content exceeding 30% by weight	MFN		15.00% or 85.45 \$/Ton whichever is the greater	15.0%						
2009806100	Juice of fruit or vegetables, unfermented, whether or not containing added sugar or other sweetening matter (excl. containing spirit, mixtures, and juice of citrus fruit, pineapples, tomatoes, grapes, incl. grape must and apples): of a Brix value not exceeding 67: pear juice: other: with an added sugar content exceeding 30% by weight		GSP	11.25% or 64.09 \$/Ton whichever is the greater	11.3%						
2009806300	Juice of fruit or vegetables, unfermented, whether or not containing added sugar or other sweetening matter (excl. containing spirit, mixtures, and juice of citrus fruit, pineapples, tomatoes, grapes, incl. grape must and apples): of a Brix value not exceeding 67: pear juice: other: with an added sugar content not exceeding 30% by weight	MFN		15.00% or 85.45 \$/Ton whichever is the greater	15.0%						

2009806300	Juice of fruit or vegetables, unfermented, whether or not containing added sugar or other sweetening matter (excl. containing spirit, mixtures, and juice of citrus fruit, pineapples, tomatoes, grapes, incl. grape must and apples): of a Brix value not exceeding 67: pear juice: other: with an added sugar content not exceeding 30% by weight		GSP	11.25% or 64.09 \$/Ton whichever is the greater	11.3%						
2009806900	Juice of fruit or vegetables, unfermented, whether or not containing added sugar or other sweetening matter (excl. containing spirit, mixtures, and juice of citrus fruit, pineapples, tomatoes, grapes, incl. grape must and apples): of a Brix value not exceeding 67: pear juice: other: not containing added sugar		MFN	15.00% or 85.45 \$/Ton whichever is the greater	15.0%						
2009806900	Juice of fruit or vegetables, unfermented, whether or not containing added sugar or other sweetening matter (excl. containing spirit, mixtures, and juice of citrus fruit, pineapples, tomatoes, grapes, incl. grape must and apples): of a Brix value not exceeding 67: pear juice: other: not containing added sugar		GSP	11.25% or 64.09 \$/Ton whichever is the greater	11.3%						
2009807101	Juice of fruit or vegetables, unfermented, whether or not containing added sugar or other sweetening matter (excl. containing spirit, mixtures, and juice of citrus fruit, pineapples, tomatoes, grapes, incl. grape must and apples): of a Brix value not exceeding 67: other: of a value exceeding 30 euros per 100 kg net weight, containing added sugar: cherry juice: concentrated, of a Brix value exceeding 20, in barrels, cisterns or flexitanks holding not less than 40 kg		MFN	0.0%	0.0%						
2009807109	Juice of fruit or vegetables, unfermented, whether or not containing added sugar or other sweetening matter (excl. containing spirit, mixtures, and juice of citrus fruit, pineapples, tomatoes, grapes, incl. grape must and apples): of a Brix value not exceeding 67: other: of a value exceeding 30 euros per 100 kg net weight, containing added sugar: cherry juice: other		MFN	15.00% or 85.45 \$/Ton whichever is the greater	15.0%						
2009807109	Juice of fruit or vegetables, unfermented, whether or not containing added sugar or other sweetening matter (excl. containing spirit, mixtures, and juice of citrus fruit, pineapples, tomatoes, grapes, incl. grape must and apples): of a Brix value not exceeding 67: other: of a value exceeding 30 euros per 100 kg net weight, containing added sugar: cherry juice: other		GSP	11.25% or 64.09 \$/Ton whichever is the greater	11.3%						
2009807301	Juice of fruit or vegetables, unfermented, whether or not containing added sugar or other sweetening matter (excl. containing spirit, mixtures, and juice of citrus fruit, pineapples, tomatoes, grapes, incl. grape must and apples): of a Brix value not exceeding 67: other: of a value exceeding 30 euros per 100 kg net weight, containing added sugar: juices of tropical fruit: concentrated, of a Brix value exceeding 20, in barrels, cisterns or flexitanks holding not less than 40 kg		MFN	0.0%	0.0%						
2009807309	Juice of fruit or vegetables, unfermented, whether or not containing added sugar or other sweetening matter (excl. containing spirit, mixtures, and juice of citrus fruit, pineapples, tomatoes, grapes, incl. grape must and apples): of a Brix value not exceeding 67: other: of a value exceeding 30 euros per 100 kg net weight, containing added sugar: juices of tropical fruit: other		MFN	15.00% or 85.45 \$/Ton whichever is the greater	15.0%						
2009807309	Juice of fruit or vegetables, unfermented, whether or not containing added sugar or other sweetening matter (excl. containing spirit, mixtures, and juice of citrus fruit, pineapples, tomatoes, grapes, incl. grape must and apples): of a Brix value not exceeding 67: other: of a value exceeding 30 euros per 100 kg net weight, containing added sugar: juices of tropical fruit: other		GSP	11.25% or 64.09 \$/Ton whichever is the greater	11.3%						
2009807901	Juice of fruit or vegetables, unfermented, whether or not containing added sugar or other sweetening matter (excl. containing spirit, mixtures, and juice of citrus fruit, pineapples, tomatoes, grapes, incl. grape must and apples): of a Brix value not exceeding 67: other: of a value exceeding 30 euros per 100 kg net weight, containing added sugar: other: concentrated, of a Brix value exceeding 20, in barrels, cisterns or flexitanks holding not less than 40 kg		MFN	0.0%	0.0%						
2009807909	Juice of fruit or vegetables, unfermented, whether or not containing added sugar or other sweetening matter (excl. containing spirit, mixtures, and juice of citrus fruit, pineapples, tomatoes, grapes, incl. grape must and apples): of a Brix value not exceeding 67: other: of a value exceeding 30 euros per 100 kg net weight, containing added sugar: other		MFN	15.00% or 85.45 \$/Ton whichever is the greater	15.0%						
2009807909	Juice of fruit or vegetables, unfermented, whether or not containing added sugar or other sweetening matter (excl. containing spirit, mixtures, and juice of citrus fruit, pineapples, tomatoes, grapes, incl. grape must and apples): of a Brix value not exceeding 67: other: of a value exceeding 30 euros per 100 kg net weight, containing added sugar: other: other		GSP	11.25% or 64.09 \$/Ton whichever is the greater	11.3%						

2009809700	Juice of fruit or vegetables, unfermented, whether or not containing added sugar or other sweetening matter (excl. containing spirit, mixtures, and juice of citrus fruit, pineapples, tomatoes, grapes, incl. grape must and apples): of a Brix value not exceeding 67: other: other: not containing added sugar: juices of tropical fruit		GSP	11.25% or 64.09 \$/Ton whichever is the greater	11.3%						
2009809900	Juice of fruit or vegetables, unfermented, whether or not containing added sugar or other sweetening matter (excl. containing spirit, mixtures, and juice of citrus fruit, pineapples, tomatoes, grapes, incl. grape must and apples): of a Brix value not exceeding 67: other: other: not containing added sugar: other		MFN	15.00% or 85.45 \$/Ton whichever is the greater	15.0%						
2009809900	Juice of fruit or vegetables, unfermented, whether or not containing added sugar or other sweetening matter (excl. containing spirit, mixtures, and juice of citrus fruit, pineapples, tomatoes, grapes, incl. grape must and apples): of a Brix value not exceeding 67: other: other: not containing added sugar: other		GSP	11.25% or 64.09 \$/Ton whichever is the greater	11.3%						
'200870	Peaches nes,o/w prep o presvd whether o not sugard,sweetend o spiritd					China	Greece	Bulgaria	SA	4	
			MFN	15.0%	15.0%						
			GSP	11.3%	11.3%						
'220410	Grape wines, sparkling		MFN	20.0%	20.0%	Italy	France	Ukraine	Rep. of Moldova	10	
'081090	Fruits, fresh nes					Azerbaijan	Uzbekistan	Turkey	Spain	16	
810903000	Fresh tamarinds, cashew apples, jackfruit, lychees, sapodillo plums, passion fruit, carambola, pitahaya and other edible fruit (excl. nuts, bananas, dates, figs, pineapples, avocados, guavas, mangoes, mangosteens, papaws papayas", citrus fruit, grapes, melons, apples, pears quinces, apricots, cherries, peaches, plums, sloes, strawberries, raspberries, mulberries, blackberries, loganberries, cranberries, fruits of the genus Vaccinium, kiwifruit and durians)": tamarinds, cashew apples, lychees, jackfruit, sapodillo plums		MFN	0.0%	0.0%						
810904000	Fresh tamarinds, cashew apples, jackfruit, lychees, sapodillo plums, passion fruit, carambola, pitahaya and other edible fruit (excl. nuts, bananas, dates, figs, pineapples, avocados, guavas, mangoes, mangosteens, papaws papayas", citrus fruit, grapes, melons, apples, pears quinces, apricots, cherries, peaches, plums, sloes, strawberries, raspberries, mulberries, blackberries, loganberries, cranberries, fruits of the genus Vaccinium, kiwifruit and durians)": passion fruit, carambola and pitaya		MFN	0.0%	0.0%						
810905000	Fresh tamarinds, cashew apples, jackfruit, lychees, sapodillo plums, passion fruit, carambola, pitahaya and other edible fruit (excl. nuts, bananas, dates, figs, pineapples, avocados, guavas, mangoes, mangosteens, papaws papayas", citrus fruit, grapes, melons, apples, pears quinces, apricots, cherries, peaches, plums, sloes, strawberries, raspberries, mulberries, blackberries, loganberries, cranberries, fruits of the genus Vaccinium, kiwifruit and durians)": white currants and gooseberries		MFN	10.0%	10.0%						
810905000	Fresh tamarinds, cashew apples, jackfruit, lychees, sapodillo plums, passion fruit, carambola, pitahaya and other edible fruit (excl. nuts, bananas, dates, figs, pineapples, avocados, guavas, mangoes, mangosteens, papaws papayas", citrus fruit, grapes, melons, apples, pears quinces, apricots, cherries, peaches, plums, sloes, strawberries, raspberries, mulberries, blackberries, loganberries, cranberries, fruits of the genus Vaccinium, kiwifruit and durians)": white currants and gooseberries		GSP	7.5%	7.5%						
810908000	Fresh tamarinds, cashew apples, jackfruit, lychees, sapodillo plums, passion fruit, carambola, pitahaya and other edible fruit (excl. nuts, bananas, dates, figs, pineapples, avocados, guavas, mangoes, mangosteens, papaws papayas", citrus fruit, grapes, melons, apples, pears quinces, apricots, cherries, peaches, plums, sloes, strawberries, raspberries, mulberries, blackberries, loganberries, cranberries, fruits of the genus Vaccinium, kiwifruit and durians)": other		MFN	10.0%	10.0%						

810908000	Fresh tamarinds, cashew apples, jackfruit, lychees, sapodillo plums, passion fruit, carambola, pitahaya and other edible fruit (excl. nuts, bananas, dates, figs, pineapples, avocados, guavas, mangoes, mangosteens, papaws papayas", citrus fruit, grapes, melons, apples, pears quinces, apricots, cherries, peaches, plums, sloes, strawberries, raspberries, mulberries, blackberries, loganberries, cranberries, fruits of the genus Vaccinium, kiwifruit and durians)": other	GSP	7.5%	7.5%				
-----------	--	-----	------	------	--	--	--	--

Source: Market Access Map & Trade Map as adapted

Table 14 indicates the top 20 products for potential export by SA to Russia, based on trade chilling. Info in the columns covers: the product code, the product label, the trade regime (MFN or GSP tariff), the applied tariff, the estimated total advalorem equivalent tariff and major competitors. The interpretation of the table is the same as the previous table, except that there is no column for ranking order in table 14.

Table 14: The trade regime, applied tariff, estimated total advalorem equivalent, major competitors and ranking of SA as competitor of the top 20th products to be exported as identified by the "trade chilling" concept

Product code	Product label	Trade Regime General tariff (MFN)	Preferred Tariff for GSP countries	Applied Tariff %	Total advalorem equivalent (estimated) %	Major Competitors			
						1	4	3	4
'020230	Bovine cuts boneless, frozen					Brazil	Uruguay	Paraguay	Australia
	Frozen, boneless meat of bovine animals: No description at level 10	MFN		15.00% or 244.14 \$/Ton whichever is the greater	15.00%				
	Frozen, boneless meat of bovine animals: No description at level 10		GSP	11.25% or 183.11 \$/Ton whichever is the greater	11.25%				
'020329	Swine cuts, frozen nes					Brazil	Germany	Denmark	USA
0202301004	Frozen, boneless meat of bovine animals: No description at level 10	MFN		15.00% or 244.14 \$/Ton whichever is the greater	15.00%				
0202301004	Frozen, boneless meat of bovine animals: No description at level 10		GSP	11.25% or 183.11 \$/Ton whichever is the greater	11.25%				
0202301005	Frozen, boneless meat of bovine animals: No description at level 10	MFN		15.00% or 244.14 \$/Ton whichever is the greater	15.00%				
0202301005	Frozen, boneless meat of bovine animals: No description at level 10		GSP	11.25% or 183.11 \$/Ton whichever is the greater	11.25%				
0202301009	Frozen, boneless meat of bovine animals: forequarters, whole or cut into a maximum of five pieces, each quarter being in a single block; "compensated" quarters in two blocks, one of which contains the forequarter, whole or cut into a maximum of five pieces, and the other, the hindquarter, excluding the tenderloin, in one piece: other	MFN		50.00% or 1220.71 \$/Ton whichever is the greater	96.29%				

0202301009	Frozen, boneless meat of bovine animals: forequarters, whole or cut into a maximum of five pieces, each quarter being in a single block; "compensated" quarters in two blocks, one of which contains the forequarter, whole or cut into a maximum of five pieces, and the other, the hindquarter, excluding the tenderloin, in one piece: other		GSP	37.50% or 915.53 \$/Ton whichever is the greater	72.21%				
0202305004	Frozen, boneless meat of bovine animals: No description at level 10	MFN		15.00% or 244.14 \$/Ton whichever is the greater	15.00%				
0202305004	Frozen, boneless meat of bovine animals: No description at level 10		GSP	11.25% or 183.11 \$/Ton whichever is the greater	11.25%				
0202305005	Frozen, boneless meat of bovine animals: No description at level 10	MFN		15.00% or 244.14 \$/Ton whichever is the greater	15.00%				
0202305005	Frozen, boneless meat of bovine animals: No description at level 10		GSP	11.25% or 183.11 \$/Ton whichever is the greater	11.25%				
'020714	Fowls (gallusdomesticus), cuts & offal, frozen					USA	Brazil	Germany	Denmark
0207141001	Frozen cuts and edible offal of fowls of the species Gallus domesticus: cuts: boneless: within volume and in procedure indicated in Additional note 4 of the Russian Federation to Chapter 02	MFN		25.00% or 244.14 \$/Ton whichever is the greater	31.83%				
0207141001	Frozen cuts and edible offal of fowls of the species Gallus domesticus: cuts: boneless: within volume and in procedure indicated in Additional note 4 of the Russian Federation to Chapter 02		GSP	18.75% or 183.11 \$/Ton whichever is the greater	23.87%				
0207141009	Frozen cuts and edible offal of fowls of the species Gallus domesticus: cuts: boneless: other	MFN		80.00% or 854.50 \$/Ton whichever is the greater	111.39%				
0207141009	Frozen cuts and edible offal of fowls of the species Gallus domesticus: cuts: boneless: other		GSP	60.00% or 640.87 \$/Ton whichever is the greater	83.54%				
0207142001	Frozen cuts and edible offal of fowls of the species Gallus domesticus: cuts: with bone in: within volume and in procedure indicated in Additional note 4 of the Russian Federation to Chapter 02	MFN		25.00% or 244.14 \$/Ton whichever is the greater	31.83%				
0207142001	Frozen cuts and edible offal of fowls of the species Gallus domesticus: cuts: with bone in: within volume and in procedure indicated in Additional note 4 of the Russian Federation to Chapter 02		GSP	18.75% or 183.11 \$/Ton whichever is the greater	23.87%				
0207142009	Frozen cuts and edible offal of fowls of the species Gallus domesticus: cuts: with bone in: other	MFN		80.00% or 854.50 \$/Ton whichever is the greater	111.39%				
0207142009	Frozen cuts and edible offal of fowls of the species Gallus domesticus: cuts: with bone in: other		GSP	60.00% or 640.87 \$/Ton whichever is the greater	83.54%				

0207143001	Frozen cuts and edible offal of fowls of the species Gallus domesticus: cuts: with bone in: whole wings, with or without tips: within volume and in procedure indicated in Additional note 4 of the Russian Federation to Chapter 02	MFN		25.00% or 244.14 \$/Ton whichever is the greater	31.83%				
0207143001	Frozen cuts and edible offal of fowls of the species Gallus domesticus: cuts: with bone in: whole wings, with or without tips: within volume and in procedure indicated in Additional note 4 of the Russian Federation to Chapter 02		GSP	18.75% or 183.11 \$/Ton whichever is the greater	23.87%				
0207143009	Frozen cuts and edible offal of fowls of the species Gallus domesticus: cuts: with bone in: whole wings, with or without tips: other	MFN		80.00% or 854.50 \$/Ton whichever is the greater	111.39%				
0207143009	Frozen cuts and edible offal of fowls of the species Gallus domesticus: cuts: with bone in: whole wings, with or without tips: other		GSP	60.00% or 640.87 \$/Ton whichever is the greater	83.54%				
0207144001	Frozen cuts and edible offal of fowls of the species Gallus domesticus: cuts: with bone in: backs, necks, backs with necks attached, rumps and wing tips: within volume and in procedure indicated in Additional note 4 of the Russian Federation to Chapter 02	MFN		25.00% or 244.14 \$/Ton whichever is the greater	31.83%				
0207144001	Frozen cuts and edible offal of fowls of the species Gallus domesticus: cuts: with bone in: backs, necks, backs with necks attached, rumps and wing tips: within volume and in procedure indicated in Additional note 4 of the Russian Federation to Chapter 02		GSP	18.75% or 183.11 \$/Ton whichever is the greater	23.87%				
0207144009	Frozen cuts and edible offal of fowls of the species Gallus domesticus: cuts: with bone in: backs, necks, backs with necks attached, rumps and wing tips: other	MFN		80.00% or 854.50 \$/Ton whichever is the greater	111.39%				
0207144009	Frozen cuts and edible offal of fowls of the species Gallus domesticus: cuts: with bone in: backs, necks, backs with necks attached, rumps and wing tips: other		GSP	60.00% or 640.87 \$/Ton whichever is the greater	83.54%				
0207145001	Frozen cuts and edible offal of fowls of the species Gallus domesticus: cuts: with bone in: breasts and cuts thereof: within volume and in procedure indicated in Additional note 4 of the Russian Federation to Chapter 02	MFN		25.00% or 244.14 \$/Ton whichever is the greater	31.83%				
0207145001	Frozen cuts and edible offal of fowls of the species Gallus domesticus: cuts: with bone in: breasts and cuts thereof: within volume and in procedure indicated in Additional note 4 of the Russian Federation to Chapter 02		GSP	18.75% or 183.11 \$/Ton whichever is the greater	23.87%				
0207145009	Frozen cuts and edible offal of fowls of the species Gallus domesticus: cuts: with bone in: breasts and cuts thereof: other	MFN		80.00% or 854.50 \$/Ton whichever is the greater	111.39%				
0207145009	Frozen cuts and edible offal of fowls of the species Gallus domesticus: cuts: with bone in: breasts and cuts thereof: other		GSP	60.00% or 640.87 \$/Ton whichever is the greater	83.54%				
0207146001	Frozen cuts and edible offal of fowls of the species Gallus domesticus: cuts: with bone in: legs and cuts thereof: within volume and in procedure indicated in Additional note 4 of the Russian Federation to Chapter 02	MFN		25.00% or 244.14 \$/Ton whichever is the greater	31.83%				
0207146001	Frozen cuts and edible offal of fowls of the species Gallus domesticus: cuts: with bone in: legs and cuts thereof: within volume and in procedure indicated in Additional note 4 of the Russian Federation to Chapter 02		GSP	18.75% or 183.11 \$/Ton whichever is the greater	23.87%				

0207146009	Frozen cuts and edible offal of fowls of the species Gallus domesticus: cuts: with bone in: legs and cuts thereof: other	MFN		80.00% or 854.50 \$/Ton whichever is the greater	111.39%				
0207146009	Frozen cuts and edible offal of fowls of the species Gallus domesticus: cuts: with bone in: legs and cuts thereof: other		GSP	60.00% or 640.87 \$/Ton whichever is the greater	83.54%				
0207147001	Frozen cuts and edible offal of fowls of the species Gallus domesticus: cuts: with bone in: other: within volume and in procedure indicated in Additional note 4 of the Russian Federation to Chapter 02	MFN		25.00% or 244.14 \$/Ton whichever is the greater	31.83%				
0207147001	Frozen cuts and edible offal of fowls of the species Gallus domesticus: cuts: with bone in: other: within volume and in procedure indicated in Additional note 4 of the Russian Federation to Chapter 02		GSP	18.75% or 183.11 \$/Ton whichever is the greater	23.87%				
0207147009	Frozen cuts and edible offal of fowls of the species Gallus domesticus: cuts: with bone in: other: other	MFN		80.00% or 854.50 \$/Ton whichever is the greater	111.39%				
0207147009	Frozen cuts and edible offal of fowls of the species Gallus domesticus: cuts: with bone in: other: other		GSP	60.00% or 640.87 \$/Ton whichever is the greater	83.54%				
0207149101	Frozen cuts and edible offal of fowls of the species Gallus domesticus: offal: livers: within volume and in procedure indicated in Additional note 4 of the Russian Federation to Chapter 02	MFN		25.00% or 244.14 \$/Ton whichever is the greater	31.83%				
0207149101	Frozen cuts and edible offal of fowls of the species Gallus domesticus: offal: livers: within volume and in procedure indicated in Additional note 4 of the Russian Federation to Chapter 02		GSP	18.75% or 183.11 \$/Ton whichever is the greater	23.87%				
0207149109	Frozen cuts and edible offal of fowls of the species Gallus domesticus: offal: livers: other	MFN		80.00% or 854.50 \$/Ton whichever is the greater	111.39%				
0207149109	Frozen cuts and edible offal of fowls of the species Gallus domesticus: offal: livers: other		GSP	60.00% or 640.87 \$/Ton whichever is the greater	83.54%				
0207149901	Frozen cuts and edible offal of fowls of the species Gallus domesticus: offal: other: within volume and in procedure indicated in Additional note 4 of the Russian Federation to Chapter 02	MFN		25.00% or 244.14 \$/Ton whichever is the greater	31.83%				
0207149901	Frozen cuts and edible offal of fowls of the species Gallus domesticus: offal: other: within volume and in procedure indicated in Additional note 4 of the Russian Federation to Chapter 02		GSP	18.75% or 183.11 \$/Ton whichever is the greater	23.87%				
0207149909	Frozen cuts and edible offal of fowls of the species Gallus domesticus: offal: other: other	MFN		80.00% or 854.50 \$/Ton whichever is the greater	111.39%				
0207149909	Frozen cuts and edible offal of fowls of the species Gallus domesticus: offal: other: other		GSP	60.00% or 640.87 \$/Ton whichever is the greater	83.54%				

'040690	Cheese nes					Ukraine	Germany	Netherlands	Lithuania
All	Cheese (excl. fresh cheese, incl. whey cheese, not fermented, curd, processed cheese, blue-veined cheese and other cheese containing veins produced by Penicilliumroqueforti", and grated or powdered cheese)": No description at level 10	MFN		15.00% or 610.35 \$/Ton whichever is the greater	Vary between 15% - 33.6%				
All	Cheese (excl. fresh cheese, incl. whey cheese, not fermented, curd, processed cheese, blue-veined cheese and other cheese containing veins produced by Penicilliumroqueforti", and grated or powdered cheese)": No description at level 10		GSP	11.25% or 457.77 \$/Ton whichever is the greater	Vary between 11.3% - 25.2%				
'151190	Palm oil and its fractions refined but not chemically modified					Indonesia	Malaysia	Ukraine	Netherlands
1511901100	Palm oil and its fractions, whether or not refined (excl. chemically modified and crude): solid fractions: in immediate packings of a net content of 1 kg or less	MFN		5.00%	5.00%				
1511901100	Palm oil and its fractions, whether or not refined (excl. chemically modified and crude): solid fractions: in immediate packings of a net content of 1 kg or less		GSP	3.75%	3.75%				
1511901901	Palm oil and its fractions, whether or not refined (excl. chemically modified and crude): other: solid fractions: other: in boxes, barrels or canisters of a net content of 200 kg or less	MFN		15.00% or 146.49 \$/Ton whichever is the greater	17.91%				
1511901901	Palm oil and its fractions, whether or not refined (excl. chemically modified and crude): other: solid fractions: other: in boxes, barrels or canisters of a net content of 200 kg or less		GSP	11.25% or 109.86 \$/Ton whichever is the greater	13.43				
1511901909	Palm oil and its fractions, whether or not refined (excl. chemically modified and crude): other: solid fractions: other: other	MFN		0%	0%				
1511909100	Palm oil and its fractions, whether or not refined (excl. chemically modified and crude): solid fractions: for technical or industrial uses other than the manufacture of foodstuffs used for human consumption	MFN		0%	0%				
1511909901	Palm oil and its fractions, whether or not refined (excl. chemically modified and crude): other: other: other: in boxes, barrels or canisters of a net content of 200 kg or less	MFN		15.00% or 146.49 \$/Ton whichever is the greater	26.57%				
1511909901	Palm oil and its fractions, whether or not refined (excl. chemically modified and crude): other: other: other: in boxes, barrels or canisters of a net content of 200 kg or less		GSP	11.25% or 109.86 \$/Ton whichever is the greater	19.93%				
1511909909	Palm oil and its fractions, whether or not refined (excl. chemically modified and crude): other: other: other	MFN		0%	0%				
'210690	Food preparations nes					Germany	USA	France	Ireland
2106901000	Food preparations, n.e.s: cheese fondues	MFN		15.00% or 366.21 \$/Ton whichever is the greater	15%				
2106902000	Food preparations, n.e.s: compound alcoholic preparations, other than those based on odoriferous substances, of a kind used for manufacture of beverages	MFN		2441.42 \$/Ton	43.59				
2106903000	Food preparations, n.e.s: flavored or colored sugar syrups: isoglucose syrups	MFN		15.00%	15%				
2106905100	Food preparations, n.e.s: flavored or colored sugar syrups: other: lactose syrup	MFN		15.00%	15%				

2106905500	Food preparations, n.e.s: flavored or colored sugar syrups: other: glucose syrup and maltodextrine syrup	MFN		15.00%	15%				
2106905900	Food preparations, n.e.s: flavored or colored sugar syrups: other: other	MFN		280.76 \$/Ton	24.56%				
2106909200	Food preparations, n.e.s: flavored or colored sugar syrups: other: other	MFN		15%	15%				
2106909801	Food preparations, n.e.s: other: other: chewing gum, containing no sugar (sucrose) and/or containing sugar substitutes	MFN		20.00% or 1464.85 \$/Ton whichever is the greater	26.16%				
2106909802	Food preparations, n.e.s: other: other: chewing gum, containing no sugar (semimanufactures)	MFN		20.00% or 1464.85 \$/Ton whichever is the greater	26.16%				
2106909803	Food preparations, n.e.s: other: other: intermixtures of vitamins and mineral substances destined for compensated diet	MFN		10%	10%				
2106909804	Food preparations, n.e.s: other: other: edible mixtures or preparations of animal or vegetable fats or oils or their fractions containing more than 15% of milk fats	MFN		20.00% or 244.14 \$/Ton whichever is the greater	20%				
2106909809	Food preparations, n.e.s: other: other: other	MFN		15%	15%				
'220820	Spirits obtained by distilling grape wine or grape marc					France	Armenia	Rep. of Moldova	Azerbaijan
2208201200	Spirits obtained by distilling grape wine or grape marc: in containers holding 2 l or less: Cognac	MFN		2441.42 \$/Ton	26.08%				
2208201400	Spirits obtained by distilling grape wine or grape marc: in containers holding 2 l or less: Armagnac	MFN		2441.42 \$/Ton	18.25				
2208202600	Spirits obtained by distilling grape wine or grape marc: in containers holding 2 l or less: Grappa	MFN		2441.42 \$/Ton	18.25				
2208202700	Spirits obtained by distilling grape wine or grape marc: in containers holding 2 l or less: Brandy de Jerez	MFN		2441.42 \$/Ton	53.23%				
2208202900	Spirits obtained by distilling grape wine or grape marc: in containers holding 2 l or less: other	MFN		2441.42 \$/Ton	109.30%				
2208204000	Spirits obtained by distilling grape wine or grape marc: in containers holding more than 2 l: raw distillate	MFN		2441.42 \$/Ton	18.25				
2208206200	Spirits obtained by distilling grape wine or grape marc: in containers holding more than 2 l: other: Cognac	MFN		2441.42 \$/Ton	23.07%				
2208206400	Spirits obtained by distilling grape wine or grape marc: in containers holding more than 2 l: other: Armagnac	MFN		2441.42 \$/Ton	18.25%				
2208208600	Spirits obtained by distilling grape wine or grape marc: in containers holding more than 2 l: other: Grappa	MFN		2441.42 \$/Ton	18.25%				
2208208700	Spirits obtained by distilling grape wine or grape marc: in containers holding more than 2 l: other: Brandy de Jerez	MFN		2441.42 \$/Ton	18.25%				
2208208900	Spirits obtained by distilling grape wine or grape marc: in containers holding more than 2 l: other: other	MFN		2441.42 \$/Ton	104.06%				

'230990	Animal feed preparations nes					Netherlands	Germany	France	Belgium
All	Preparations of a kind used in animal feeding (excl. dog or cat food put up for retail sale)	MFN		5%	5%				
'120100	Soya beans					Paraguay	Brazil	Canada	USA
1201001000	Soya beans, whether or not broken: for sowing	MFN		0%	0%				
1201009000	Soya beans, whether or not broken: other	MFN		0%	0%				
'230400	Soya-bean oil-cake&oth solid residues, whether or not ground or pellet					Argentina	Netherla nds	Brazil	USA
2304000001	Oilcake and other solid residues, whether or not ground or in the form of pellets, resulting from the extraction of soya-bean oil: soya-bean oil meal	MFN		5%	5%				
2304000009	Oilcake and other solid residues, whether or not ground or in the form of pellets, resulting from the extraction of soya-bean oil: other	MFN		5%	5%				
'520100	Cotton, not carded or combed					Tajikistan	Uzbekist an	Kazakhstan	Kyrgyzstan
5201001000	Cotton, neither carded nor combed: rendered absorbent or bleached	MFN		0%	0%				
5201009000	Cotton, neither carded nor combed: other	MFN		0%	0%				
'220830	Whiskies					UK	Ireland	USA	Canada
All	Whiskies in containers	MFN		2441.42 \$/Ton	Vary between 21.73 % - 42.14%				
'040510	Butter					New Zealand	Finland	France	Ireland
All	Butter (excl. dehydrated butter and ghee):	MFN		15.00% or 427.25 \$/Ton whichever is the greater	Vary between 17.3% - 29.09%				
All	Butter (excl. dehydrated butter and ghee):		GSP	11.25% or 320.44 \$/Ton whichever is the greater	Vary between 13.03% - 21.82%				
'220300	Beer made from malt					Ukraine	Czech Republic	Germany	Belgium
All	Beer made from malt: in containers	MFN		732.43 \$/Ton	Vary between 72.91% and 123.79%				
'070190	Potatoes, fresh or chilled nes					Netherlands	Egypt	France	Azerbaijan
All	Fresh or chilled potatoes (excl. seed)	MFN		15%	15%				
All	Fresh or chilled potatoes (excl. seed)		GSP	11.25%	11.25%				

'070310	Onions and shallots, fresh or chilled					Netherlands	Tajikistan	China	Kazakhstan
All	Fresh or chilled onions and shallots	MFN		15%	15%				
All	Fresh or chilled onions and shallots		GSP	11.25%	11.25%				
'090111	Coffee, not roasted, not decaffeinated					Brazil	Vietnam	Indonesia	Ethiopia
All	Coffee (excl. roasted and decaffeinated):	MFN		0%	0%				
'240110	Tobacco, unmanufactured, not stemmed or stripped					Turkey	Greece	Rep. of Moldova	Kyrgyzstan
All	Tobacco, unstemmed or unstripped	MFN		5%	5%				
All	Tobacco, unstemmed or unstripped		GSP	3.75%	3.75				
'230910	Dog or cat food put up for retail sale					Netherlands	France	Germany	Thailand
All	Dog or cat food, put up for retail sale	MFN		20.00% or 195.31 \$/Ton whichever is the greater	20%				
'190110	Prep of cereals,flour,starch/milk f infant use,put up f retail sale					Switzerland	Netherlands	Germany	Slovenia
1901100000	Food preparations for infant use, put up for retail sale, of flour, groats, meal, starch or malt extract, not containing cocoa or containing < 40% by weight of cocoa calculated on a totally defatted basis, n.e.s. and of milk, sour cream, whey, yogurt, kephir or similar goods of heading 0401 to 0404, not containing cocoa or containing < 5% by weight of cocoa calculated on a totally defatted basis, n.e.s.	MFN			5%				

Source: Market Access Map & Trade Map as adapted

4. TRADE BARRIERS ²³

The Russian Customs Code states that only a Russian entity may clear goods through customs (except for a person importing goods for noncommercial purposes). This is usually a Russian party to an import contract. If there is no other party in Russia to clear the goods at customs, a foreign importer should either place the goods at a customs warehouse or employ the services of a customs broker, whose fees are substantial.

Exporters considering entry to the Russian market must be mindful of market access issues created by (often) arbitrary rulings from Russian authorities (veterinary and other tariffs and quotas), and the risks associated with supply chain distances, foreign exchange fluctuations and access to credit.

Russia operates a complex and often unpredictable system of import controls, including sanitary what about phyto-sanitary?) regulation, import tariffs, import quotas and other restrictions. Barriers to trade depend on the type of product, customs clearance location, importers status and other non-transparent factors. General customs requirements, import licence and product-specific approvals are required for a wide range of products including food and beverage products..

Import duties apply to most goods. Imports are subject to VAT, which is calculated on the customs value of the items plus customs duties and fees. Import duties are applied to the customs value of the imported goods, including shipping charges and insurance. Tariffs are subject to change and can be changed without notice. For this reason, it is important to have a competent intermediary contact in the market. Quota(quotas, please confirm) can be an important factor in both the pricing and competitiveness of a product.

Products exported to the Russian Federation must include relevant information about the product in the Russian language. There are mandatory requirements for safety and identification. It is Important to check sanitary and regulatory documents such as the Sanitary Rules and Regulation San PiN and also the national standards known as GOST and the technical regulations. Russia enforces its own permissible content levels for pesticides and contaminants in domestic and imported products.

Russia has well developed sanitary and phytosanitary barriers to imports. These sanitary and phytosanitary measures are implemented by the Federal Service for Veterinary and Phytosanitary Surveillance, known as Rosselkhoznadzor. According to its website, Rosselkhoznadzor "establishes and lifts phytosanitary quarantine zones, it controls the use of pesticides and agrochemicals, it maintains soil fertility, it is responsible for selection achievements, protection, reproduction and use of objects of animal world (hunting resources) and aquatic biological resources, and it also carries out the functions on protecting the population from animal infectious diseases" (trebnadzor). In May 2010, the issue of supplies of live animals (bovine and small cattle) and meat products from South Africa for export to the Russian Federation were indicated as negative. It was also stated that they believed it is possible to supply ostrich meat for export from the three enterprises previously approved by Rosselkhoznadzor. ²⁴

Apart from the tariff protection, Russia imposes non-tariff barriers to protect their industries against import competition. These measures include sanitary and phytosanitary measures, technical barriers to trade, licensing requirements, and tariff rate quotas, import prohibition, testing certification, labelling and various other taxes. Russia as a non-member of the WTO, applies non-tariff measures that are not transparent

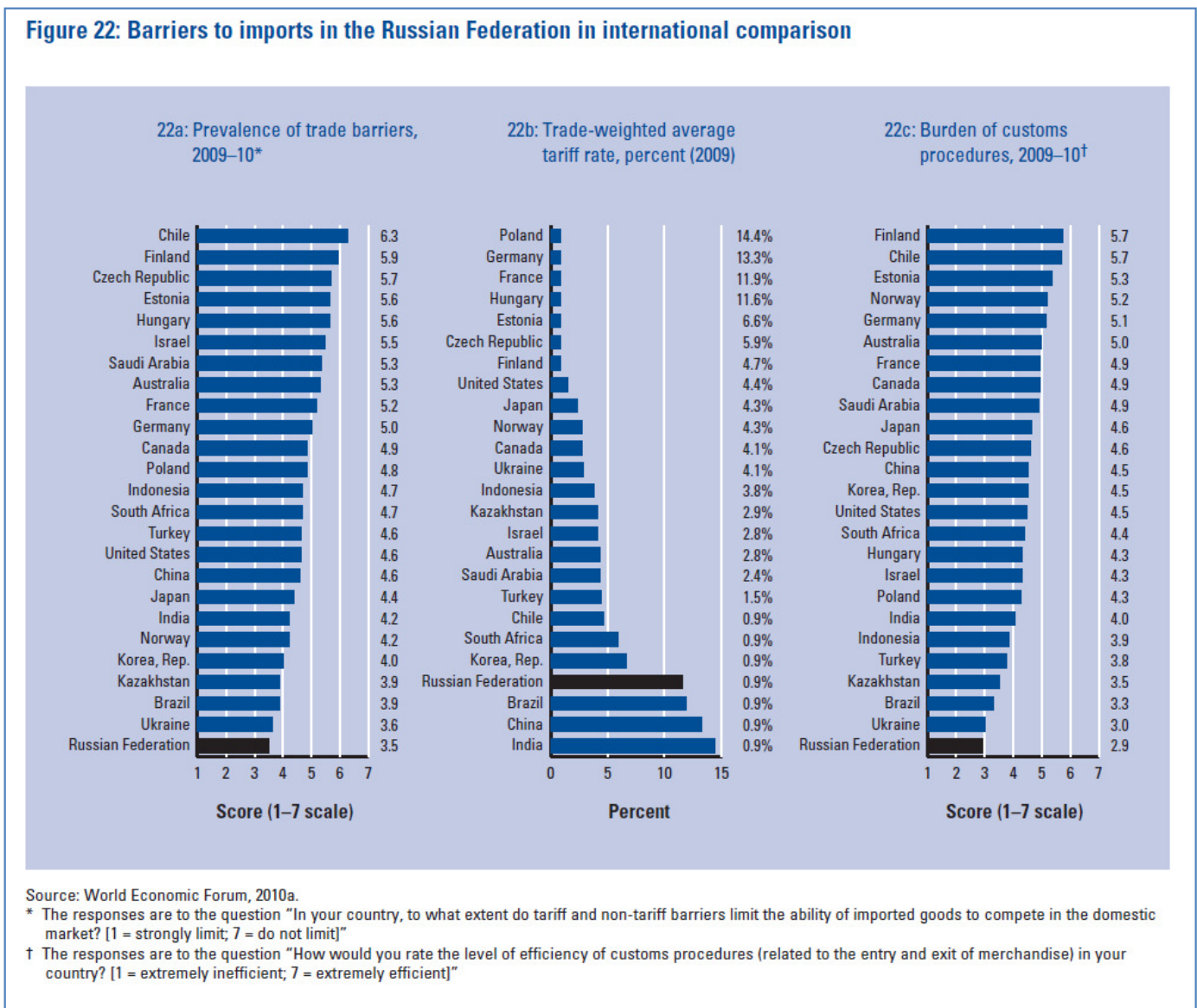
²³ Russian Agri-Food Market Overview. Lucy Ridley, Project Officer, Strategic Market Analysis, Farm Services Victoria & Ross Clarke Manager, Market Development North Asia & Russia, Farm Services Victoria

²⁴ Letter from: Federal Services for Veterinary and Phytosanitary Surveillance Moscow, 25 May 2010. No. ФC-AC-2/5136

and often inconsistent. Russia's agricultural imports are subjected to sporadic quotas and outright bans on food and other imports.^{25 26} This situation may improve once Russia becomes a WTO member.

Figure 1 indicates the barriers to imports into Russia, compared to other countries. It is noted that Russia scores the lowest on questions asked about the prevalence of trade barriers and the burden of custom procedures. On a question about the trade-weighted average tariff rate it scored the 4th lowest out of 25 countries.²⁷

Figure 1: Competitiveness Rapport 2011



4.1 Trade Related infrastructure²⁸

25 The World Bank in Russia Russian Economic Report no 25 June 2011

26 Economist Intelligence Unit, Country Commerce 2010, p76. www.eiu.com

27 Competitiveness Rapport 2011, World Economic Forum

28 Russian Agri-Food Market Overview. Lucy Ridley, Project Officer, Strategic Market Analysis, Farm Services Victoria & Ross Clarke Manager, Market Development North Asia & Russia, Farm Services Victoria

Russia is geographically a big market with an undeveloped infrastructure. This can lead to logistical challenges in the market place. Food distribution channels vary considerably across the country. Moscow and St. Petersburg, the wealthiest cities, have well organized distribution channels and new entrants are advised to start in these cities and then move into the regions through a reliable distributor.

Fast-food outlets, cafes, and high-end restaurants that are part of the food service market is growing rapidly in Moscow, St Petersburg and many regional cities. The foodservice market tends to cater to more affluent consumers, who are less likely to feel a significant impact on their spending power. Fine dining is expected to continue to grow as people become more interested in distinctive and exotic cuisine, while a core of extremely wealthy consumers will continue to demand exclusive gourmet dining experiences. The range and availability of fast food establishments is expected to increase as this style of eating becomes more widespread given changing lifestyles.

Adventurous and informed consumers from the upper and emerging middle class are driving the demand for high quality imported foods across most of the major product sectors. Growth in the foodservice industry offers good long-term prospects for meat, particularly beef, lamb and veal. SA meat products were however not allowed to be exported to Russia. The exemption here look if it may be ostrich meat ²⁹.

Dairy products including cheese and butter also offer good prospects for suppliers.

Wine is well represented in the major supermarket chains in major cities. There is also a developing market for premium wines in the up-market food and wine specialist stores and in the food service sector.

Retail shops include hypermarkets, supermarkets and convenience stores in the larger urban areas. International retailers (e.g. Auchan and Metro Group) dominate in the hypermarket sector stocking mostly foreign foods. Domestic supermarkets and neighbourhood stores dominate the smaller cities and towns.

5. CONCLUSION

The purpose of this study was to give an overview of the Russian Federation and to determine which products SA has the potential to export to Russia.

The export of mineral products [includes oil and gas] (67.4%) and metals and precious products (12.9%) are Russia's major exports.

Russia is the largest consumer market in Central and Eastern Europe and one of the worlds major importers of food. Food products and agricultural raw materials constitute 18% of Russia's total imports.

The following products were the most important agricultural products that the Russian Federation imported from the world: Bovine cuts boneless, frozen (HS 020230); Swine cuts, frozen (HS code 020329); Raw sugar, cane (HS code 170111) ; Cheese (HS code 040690); Tobacco, unmanufactured (HS code 240120); Tomatoes (HS code 070200); Fowls, frozen cuts & offal (HS code 020714); Bananas (HS code 080300); Food preparations (HS code 210690); Apples, fresh (HS code 080810); Palm oil (HS code 151190); Mandarins (tang&sats), clementines & wilkgs & sim citrus hybrids (HS code 080520); Grapes, fresh (HS code 080610); Grape wines <=/=2 (HS code 220421); Chocolate and other food preparations containing cocoa (HS code 180690); Soya beans (HS code 120100); Animal feed preparations (HS code 230990); Oranges (HS code 080510); Coffee (HS code 210111) and Black tea (fermented & partly fermented) > 3 kg (HS code 090240).

29 Letter from: Federal Services for Veterinary and Phytosanitary Surveillance Moscow, 25 May 2010. No. ФC-AC-2/5136

The top agricultural, forestry and fisheries exports by SA to Russia includes: Oranges (HS code 080510) ; Fresh Pears and Quinces (HS code 080820); Fresh Grapes (HS code 080610); Lemons & Limes (HS code 080550); Grapefruit Including Pomelos (HS code 080540); Mandarins (tang&sats), clementines & wilkgs & sim citrus hybrids (HS code 080520); Peaches,Incl Nectarines,O/W Prep Or Presvd W/N Sug (HS code 200870); Grape Wines (HS code 220429); Apples, Fresh (HS code 080810); Grape Wines (HS code 220421); Pears, O/W Prep Or Presvd (HS code 200840); Jams, Fruit Jellies, Fruit/Nut Purée & Paste,Ckd Pr (HS code 200799); Grapes, Dried (HS code 080620), Fruits & Oth Edible Pts Of Plants Nes, Prep Or Pre (HS code 200899); Vegetable Products,Nes,Used Primarily For Human Co (HS code 121299); Grape Wines, Sparkling (HS code 220410) Pineapple Juice (HS code 200949); Tobacco, Unmanufactured (HS code 240120); Books, Brochures, Leaflets (HS code 490199) and Plums and Sloes, Fresh (HS code 080940).

A trade potential index (TPI) has been drawn up, and trade chilling has been done to identify products with a potential to be exported to Russia.

In the TPI only the top 20 products for potential exports with a score of 5 have been indicated in table 11. They are: Grape wines nes,incl fort&grape must, unfermntd by add alc in ctrn</=2 (HS code 220421), Grapes, fresh (HS code 080610), Oranges, fresh or dried (HS code 080510), Apples, fresh (HS code 080810), Raw sugar, cane (HS code 170111), Pears and quinces, fresh (HS code 080820), Food preparations nes (HS code 210690), Fresh or dried lemons "Citrus limon, Citrus limonum" and limes "Citrus (HS code 080550), Grapes, dried (HS code 080620), Grapefruit, fresh or dried (HS code 080540), Liqueurs and cordials (HS code 220870), Plums and sloes, fresh (HS code 080940), Sauces and preparations nes and mixed condiments and mixed seasonings (HS code 210390) Mixtures of juices unfermentd ¬ spiritd whether o not sugard o sweet (HS code 200990), Fruit&veg juice nes (exc mx) unferment unspiritd,whether/not sug/sweet (HS code 200980), Peaches nes,o/w prep o presvd whether o not sugard,sweetend o spiritd (HS code 200870), Grape wines, sparkling (HS code 081090) and Fruits, fresh nes (HS code 081090).

It is noted that Raw sugar, cane (HS code 170111), Food preparations nes (HS code 210690), Sauces and preparations nes and mixed condiments and mixed seasonings (HS code 210390), Mixtures of juices unfermentd ¬ spiritd whether o not sugard o sweet (HS code 200990) and Fruit&veg juice nes (exc mx) unferment unspiritd,whether/not sug/sweet (HS code 200980), that fall under the top 20 products identified by the TPI, were not exported to Russia in 2010. (Annex 2 indicates SA exports to Russia.)

It must also be noted that there are other products in the TPI, that have scored 5 and it may also be worthwhile to look at products that have scored less than 5 in the TPI. Annex 3 give the full TPI for potential exports by SA to Russia.

In table 13 it can be seen that there are countries that pay a higher tariff than what is charged on SA's exports to Russia, but they have a greater market share in the Russian market [e.g. pears and quinces, fresh; Belgium, Netherlands and Spain pay the MFN tariff for exports to Russia, as EU countries do. They are, however, located close to the Russian market. Argentina like SA pay 'n GSP tariff (75% of MFN tariff), but is located further away from Russia, than SA. So distance may not always be factor, when it comes to trade.

Table 14 indicate potential trade between SA and Russia based on the the trade chilling concept. The trade chilling concept refers to products which Russia and South Africa are trading with the rest of the world, but not with each other. The products which are identified for potential exports are: Bovine cuts boneless, frozen (HS code 020230), Swine cuts, frozen nes (HS code 020329) Fowls (gallus domesticus), cuts & offal, frozen (HS code 020714), Cheese nes (HS code 040690), Palm oil and its fractions refined but not chemically modified (HS code 151190), Food preparations nes (HS code 210690), Spirits obtained by distilling grape wine or grape marc (HS code 220820) Animal feed

preparations nes (HS code 230990), Soya beans (HS code 120100), Soya-bean oil-cake&oth solid residues, whether or not ground or pellet (HS code 230400), Cotton, not carded or combed (HS code 520100), Whiskies (HS code 220830), Butter (HS code 040510), Beer made from malt (HS code 220300), Potatoes, fresh or chilled nes (HS code 070190), Onions and shallots, fresh or chilled (HS code 070310), Coffee, not roasted, not decaffeinated (HS code 090111) Tobacco, unmanufactured, not stemmed or stripped (HS code 240110), Dog or cat food put up for retail sale (HS code 230910) and Prep of cereals,flour,starch/milk f infant use,put up f retail sale (HS code 190110).

Only the top products according to trade chilling are identified in table 14. The full list of products that is identified by the trade chilling concept is available in annex 4.

It must be noted that Russia scores very low compared to other countries, when we consider barriers to entry for imports into a country (The lower the score, the more difficult it is, to import into that country - Fig. 1). It is, however, expected that the exports to the Russian Federation will become easier as from 2012, when Russia becomes a full WTO member.

Russia's accession to the WTO, will not only lead to an decrease in tariff rates for member countries, it will also lead to easier trade with Russia, as they had committed themselves to the rules and regulations of the WTO. (Annex 5 gives a comparison of applied tariffs payable, with the MFN bound rate on some SA's exports to Russia.)

The Russian Federation is a major food and agricultural importer, and they are in less economic turmoil than Western Europe, our current major export market. It is believed that South Africa's exports to Russia can increase substantially.

ANNEXES

Annex 1: Description of the Trade Potential Index³⁰

The Trade Potential Index uses a scoring system based on data obtained from the Trade Map database. This allows the analysis to focus on trade potential whilst taking cognisance of import demand, import trends, growth rates and unit values rather than focusing solely on trade potential values. A score of either 1 or 0 is assigned to five of the trade indicators contained in the database. This score is then aggregated to give a total score, which is measured against a final score of 5. A score of 0 would therefore represent the lowest end of the scale and the least trade potential whilst a score of 5 would indicate the greatest trade potential.

The criteria for scoring are as follows:

- The value of imports from a country: If the average trade in the form of exports by SA to Russia did exist between 2006 and 2010 and it was bigger than R10 000, a score of 1 is allocated. If the average trade between 2006 and 2010 was equal or less than R10 000 a score of 0 was allocated.. The existence of a trade relationship is deemed a significant factor in furthering trade.
- Growth in export demand: If exports from SA to Russia have registered a positive average annual growth measured over the five year period from 2006 to 2010, a score of 1 is allocated. No growth or negative growth rates are awarded a score of 0.
- Growth in import demand: If imports by Russia from the rest of the world have registered a positive average annual growth rate measured over the five year period from 2006 to 2010, a score of 1 is allocated. No growth or negative growth rates are awarded a score of 0.
- Export growth: Growth of exports from SA to the rest of the world is indicative of supply capacity, and increased demand for locally produced goods. A positive growth rate in the value of average annual exports over a five year period from 2006 to 2010 is awarded a score of 1, whilst no or negative growth is awarded a score of 0.
- Indicative Trade Potential: Indicative trade potential isolates total demand and total export capacity thereby providing a rough estimate of how much countries could 'theoretically' trade between them. A positive 'indicative trade potential' suggests that a trade opportunity exists. An average annual threshold value of R1 000 000 between 2006 and 2010 is set for the allocation of a score of 1. Trade potential with a lower value or with no or negative trade potential values are allocated a score of 0.

Annex 2: Agri/Fish/Forest Product exports by SA to Russia (R million) ³¹

HS Code	Description	2007	2008	2009	2010
Total	Agri/Fish/Forest Products	622.4	989.3	991.4	1217.4
080510	Oranges, Fresh Or Dried	297.2	352.4	356.2	549.0
080820	Pears And Quinces, Fresh	49.2	110.2	110.5	119.7
080610	Grapes, Fresh	31.3	112.7	73.9	108.1
080550	Lemons (Citrus Limon/Limonum) & Limes (Citrus Aura	6.4	30.3	52.8	104.9
080540	Grapefruit Including Pomelos, Fresh Or Dried	58.3	65.0	61.0	82.2
080520	Mandarins(Tang & Sats)Clementines & Wil- Kings &Si	24.9	49.2	52.0	58.5
200870	Peaches,Incl Nectarines,O/W Prep Or Presvd W/N Sug	16.8	23.7	21.8	55.2
220429	Grape Wines Nes, Incl Fort & Grape Must, Unferment	4.7	79.1	29.9	29.4
080810	Apples, Fresh	19.9	71.8	47.8	23.9
220421	Grape Wines Nes, Incl Fort & Grape Must, Unferment	37.0	31.7	23.6	23.2
200840	Pears Nes, O/W Prep Or Presvd Whether Or Not Sugar	9.9	7.2	12.2	13.0
200799	Jams,Fruit Jellies, Fruit/Nut Purée & Paste,Ckd Pr	0.0	0.0	0.0	11.0
080620	Grapes, Dried	5.6	8.0	8.3	4.5
200899	Fruits & Oth Edible Pts Of Plants Nes, Prep Or Pre	0.0	3.8	2.0	4.5
121299	Vegetable Products,Nes,Used Primarily For Human Co	5.1	2.6	2.1	3.4
220410	Grape Wines, Sparkling	1.9	2.8	1.8	3.1
200949	Pineapple Juice,Nes, Unfermented & Not Spirited,Wh	9.1	7.8	3.9	2.9
240120	Tobacco, Unmanufactured, Partly Or Wholly Stemmed	10.2	3.5	10.2	2.5
490199	Books, Brochures, Leaflets And Similar Printed Mat	0.0	0.0	5.9	2.4
080940	Plums And Sloes, Fresh	0.3	0.4	0.0	2.4
010690	Animals, Live, Nes	0.0	0.0	0.4	2.1
090420	Fruits Of The Genus Capsicum Or Pimenta, Dried, Cr	5.2	4.1	6.1	2.1
200850	Apricots Nes, O/W Prep Or Presvd Whether Or Not Su	5.0	10.0	2.5	1.5
090240	Black Tea (Fermented) & Partly Fermented Tea In Pa	0.0	0.0	1.5	1.2
220870	Liqueurs And Cordials	1.1	2.2	0.0	1.0
020890	Meat And Edible Meat Offal, Nes, Fresh, Chilled Or	0.0	0.0	0.0	0.5
080930	Peaches, Including Nectarines, Fresh	0.0	0.0	0.3	0.5
081090	Fruits, Fresh, Nes	0.0	0.0	0.3	0.5
240110	Tobacco, Unmanufactured, Not Stemmed Or Stripped	3.7	2.7	0.0	0.5
210500	Ice Cream And Other Edible Ice, Whether Or Not Con	0.0	0.0	0.0	0.5
170490	Sugar Confectionery Nes (Including White Chocolate	0.0	0.5	0.5	0.5
060319	Cut Flowers & Flower Buds, For Bouquets Or Ornamen	0.0	0.0	0.1	0.5
210390	Sauces And Preparations Nes And Mixed Condiments A	0.6	1.0	0.4	0.5
081310	Apricots, Dried	0.0	0.0	0.0	0.4
121190	Plants & Pts Of Plants,Incl Seed & Fruit Used In P	0.0	0.0	0.0	0.3
060390	Cut Flowers & Flower Buds For Bouquets Or Ornament	0.0	0.0	0.0	0.3
090411	Pepper Of The Genus Piper, Except Cubeb Pepper, Ne	0.0	0.0	0.0	0.2

200791	Citrus Fruit (Marmalades, Purée,Etc) Ckd Prep Whet	0.0	0.0	0.0	0.1
442010	Statuettes And Other Ornaments Of Wood	0.0	0.0	0.0	0.1
060499	Foliage,Branch,Etc W/O Flowers/Buds & Grass For Bo	0.0	0.2	0.0	0.1
050610	Ossein And Bones Treated With Acid, Unworked, Defa	0.0	0.0	0.1	0.1
010639	Birds, Live, Nes	0.0	0.0	0.0	0.1
410390	Raw Hides And Skins Of Animals, Nes	0.0	0.0	0.1	0.0
180690	Chocolate And Other Food Preparations Containing C	0.0	0.0	0.0	0.0
010619	Mammals, Live, Nes	0.0	0.9	0.0	0.0
200969	Grape Juice (Incl Grape Must), Nes, Unferment & Un	0.0	0.0	0.0	0.0
442190	Wood Articles Nes	0.0	0.1	0.0	0.0
220860	Vodka	0.0	0.0	0.0	0.0
050710	Ivory Unworked Or Simply Prepared Not Cut To Shape	0.0	0.0	0.0	0.0
060491	Foliage,Branch & Pts Of Plant W/O Flo/ Bud,Grass,	0.0	0.0	0.0	0.0
060290	Plants, Live (Including Their Roots), Nes And Mush	0.0	0.0	0.0	0.0
110290	Cereal Flour, Nes	0.0	0.0	0.0	0.0
051199	Animal Products, Nes & Dead Animals Of Chapter 1,	0.0	0.0	0.0	0.0
090230	Black Tea (Fermented) & Partly Fermented Tea In Pa	0.0	0.0	0.0	0.0
010290	Bovine, Live Except Pure-Bred Breeding	7.2	0.0	0.0	0.0
021020	Bovine Meat Cured	0.0	0.0	0.0	0.0
030379	Fish, Nes, Frozen, Excluding Heading 03.04, Livers	2.7	1.9	0.0	0.0
050690	Bones & Horn-Cores Degelatinised,Unwk, Defatted/Si	0.0	0.0	0.0	0.0
050790	Whalebone, Horns,Etc Unworked Or Simply Prepared,	0.0	0.0	0.0	0.0
060311	Cut Roses, & Rose Buds, For Bouquets Or Ornamental	0.1	0.0	0.0	0.0
060410	Mosses And Lichens Suitable For Bouquets Or For Or	0.0	0.0	0.0	0.0
071120	Olives, Provisionally Preserved But Not Suitable F	0.0	0.0	0.0	0.0
080300	Bananas Including Plantains, Fresh Or Dried	0.0	0.0	0.0	0.0
080410	Dates, Fresh Or Dried	0.0	0.0	0.0	0.0
080590	Citrus Fruits, Fresh Or Dried, Nes	0.0	0.0	0.0	0.0
081020	Raspberries, Blackberries, Mulberries And Loganber	0.0	0.0	0.2	0.0
081290	Fruits And Nuts, Provisionally Preserved But Unfit	0.0	0.6	0.0	0.0
090111	Coffee, Not Roasted, Not Decaffeinated	0.0	0.0	0.0	0.0
091099	Spices, Nes	0.0	0.7	0.0	0.0
110423	Maize (Corn), Hulled, Pearled, Sliced Or Kibbled	0.0	0.0	0.0	0.0
110520	Potato Flakes, Granules And Pellets	0.0	0.0	0.0	0.0
120890	Flours And Meals Of Oil Seeds Or Oleaginous Fruits	0.0	0.0	0.0	0.0
120999	Seeds, Fruit And Spores For Sowing, Nes	0.0	0.0	0.0	0.0
150910	Olive Oil, Virgin	0.0	0.0	0.0	0.0
150990	Olive Oil And Its Fractions Refined But Not Chemic	0.0	0.0	0.0	0.0
170111	Raw Sugar, Cane	0.0	0.0	101.1	0.0
190531	Sweet Biscuits	0.0	0.0	0.0	0.0
190540	Rusks, Toasted Bread And Similar Toasted Products	0.0	0.0	0.0	0.0
190590	Communion Wafers,Empty Cachets F Pharm Use And Sim	0.0	0.0	0.0	0.0
200190	Veg,Fruit,Nuts & Edible Pts Of Plants Nes,Prep/Pre	0.0	0.5	0.0	0.0

200290	Tomatoes Nes,Prepared Or Preserved Other Than By V	0.0	0.0	0.0	0.0
200599	Veg,Nes,Mix Of Veg,Prep Or Presvd,O/T By Vinegar,A	0.0	0.0	0.0	0.0
200710	Homo Prep (Jams, Fruit Jellies Etc) Ckd Prep Wheth	0.9	0.0	0.0	0.0
200820	Pineapples Nes, O/W Prep Or Presvd, Sugared, Sweet	4.5	0.0	0.0	0.0
200892	Fruit Mixtures Nes, O/W Prep Or Presvd, Whether Or	0.1	0.7	0.2	0.0
200912	Orange Juice,Not Frz,Brix Value<=20, Unferment & N	0.0	0.1	0.0	0.0
200919	Orange Juice Nes, Unfermented And Not Spirited,Whe	0.0	0.0	0.0	0.0
200921	Grapefruit Juice,Brix Value<=20,Unfer- Mented & No	0.0	0.1	0.0	0.0
200941	Pineapple Juice,Brix Value<=20, Unfer- Mented/Not	0.0	0.1	0.0	0.0
200961	Grape Juice (Incl Grape Must),Brix Value<=20 Unfer	0.0	0.1	0.0	0.0
200971	Apple Juice,Brix Value<=20, Unfermented & Not Spir	0.0	0.0	0.0	0.0
200980	Fruit & Veg Juice Nes (Exc Mx) Unferment Unspirite	0.0	0.1	0.3	0.0
200990	Mixtures Of Juices Unfermented And Not Spirited Wh	0.0	0.1	0.0	0.0
210310	Soya Sauce	0.0	0.0	0.0	0.0
210320	Tomato Ketchup And Other Tomato Sauces	0.0	0.0	0.0	0.0
210410	Soups And Broths And Preparations Thereof	0.0	0.0	0.0	0.0
210690	Food Preparations Nes	0.0	0.0	0.0	0.0
220290	Non-Acloholic Beverages Nes, Excluding Fruit Or Ve	0.0	0.0	0.0	0.0
220890	Udenatured Ethyl Alc <80% Alc Cont By Vol & Spiri	0.0	0.0	0.0	0.0
220900	Vinegar And Substitutes For Vinegar Obtained From	0.0	0.1	0.0	0.0
230120	Flours,Meals & Pellets Of Fish,Crust,Mol Or Other	2.2	0.0	0.0	0.0
230690	Veg Oil-Cake & Other Solid Residues, Nes, Whether	0.0	0.0	0.0	0.0
230910	Dog Or Cat Food Put Up For Retail Sale	0.0	0.0	0.0	0.0
240310	Smoking Tobacco, Whether Or Not Cntg Tobacco Subst	0.0	0.1	0.0	0.0
410210	Sheep Or Lamb Skins, Raw, With Wool On, Nes	1.1	0.0	0.0	0.0
410330	Raw Hides And Skins Of Swine	0.0	0.0	0.0	0.0
430180	Raw Furskins, Whole, Nes	0.0	0.0	0.2	0.0
440410	Poles, Piles Etc, Coniferous, Pointed But Not Sawn	0.1	0.0	0.0	0.0
441400	Wooden Frames For Paintings, Photographs Mirrors O	0.0	0.0	1.1	0.0
441900	Tableware And Kitchenware, Of Wood	0.0	0.0	0.0	0.0
442090	Wood Marquetry And Inlaid Wood; Caskets And Cases	0.0	0.0	0.0	0.0
481720	Cards, Letter Or Correspondence, Plain Postcards,	0.0	0.0	0.0	0.0
481890	Household Or Hospital Supplies, Of Paper, Nes	0.0	0.0	0.0	0.0
481920	Cartons, Boxes And Cases, Folding, Of Non-Corrugat	0.0	0.0	0.0	0.0
481940	Sacks And Bags, Of Paper, Nes; Including Cones	0.0	0.0	0.0	0.0
481960	Box Files, Letter Trays And Similar Articles Of Pa	0.0	0.0	0.0	0.0
482010	Registers, Account Books, Note Books, Diaries And	0.0	0.0	0.0	0.0
482020	Exercise Books Of Paper	0.0	0.0	0.0	0.0
482110	Paper Labels Of All Kinds, Printed	0.0	0.0	0.0	0.0
490110	Brochures, Leaflets And Similar Printed Matter, In	0.0	0.0	0.0	0.0

Annex 3: Trade Potential Index (TPI) and Indicative Trade Potential (ITP)³² between Russia and South Africa (Avg 2006 – 2010, R ‘ 000)³³

Product code	Product label	Avg 2006 - 2010 ITP (R '000)	Total TPI score	Did Russia import more than R10 000 from SA (avg 2006-2010)	Is Russia imports from SA growing (avg 2006 - 2010)	Is SA exports to the world growing (avg 2006 - 2010)	Is Russia's imports from the world growing? (avg 2006 - 2010)	Is the indicative potential trade larger than R 1 million? (avg 2006 - 2010)
'220421	Grape wines nes,incl fort&grape must,unfermntd by add alc in ctnr</=2l	3,273,889	5	1	1	1	1	1
'080610	Grapes, fresh	2,369,702	5	1	1	1	1	1
'080510	Oranges, fresh or dried	2,045,982	5	1	1	1	1	1
'080810	Apples, fresh	1,621,143	5	1	1	1	1	1
'170111	Raw sugar, cane	1,215,062	5	1	1	1	1	1
'080820	Pears and quinces, fresh	804,743	5	1	1	1	1	1
'210690	Food preparations nes	593,877	5	1	1	1	1	1
'080550	Fresh or dried lemons "Citrus limon, Citrus limonum" and limes "Citrus	500,434	5	1	1	1	1	1

³² The indicative trade potential is defined as the lower of the value a selected country exports to the world or the value the partner country imports from the world minus the current trade between the two countries under review. The trade potential is indicative only and serves as a departure point for further research. It gives an overview of the complementarities of the two economies.

³³ Source: Trade Map as adapted

'220429	Grape wines nes,incl fort&grape must,unfermtd by add alc,in ctnr > 2l	487,111	5	1	1	1	1	1
'080520	Mandarins(tang&sats)clementines&wilks &sim citrus hybrids,fresh/drid	463,537	5	1	1	1	1	1
'080620	Grapes, dried	407,218	5	1	1	1	1	1
'080540	Grapefruit, fresh or dried	379,091	5	1	1	1	1	1
'220870	Liqueurs and cordials	326,836	5	1	1	1	1	1
'080940	Plums and sloes, fresh	309,622	5	1	1	1	1	1
'210390	Sauces and preparations nes and mixed condiments and mixed seasonings	228,468	5	1	1	1	1	1
'200990	Mixtures of juices unfermentd¬ spiritd whether o not sugard o sweet	220,386	5	1	1	1	1	1
'200980	Fruit&veg juice nes (exc mx) unferment unspiritd,whether/not sug/sweet	187,245	5	1	1	1	1	1
'200870	Peaches nes,o/w prep o presvd whether o not sugard,sweetend o spiritd	145,565	5	1	1	1	1	1
'220410	Grape wines, sparkling	140,267	5	1	1	1	1	1
'081090	Fruits, fresh nes	135,014	5	1	1	1	1	1
'200190	Veg,fruit,nut&edible prts of plants nes,prep/presvd by vin/acetic acid	120,918	5	1	1	1	1	1
'200892	Fruit mixtures nes,o/w prep o presvd,whether o not sugard,sweet o spir	113,335	5	1	1	1	1	1
'080930	Peaches, including nectarines, fresh	105,567	5	1	1	1	1	1
'200949	Pineapple juice, unfermented, Brix value > 20 at 20°C, whether or not	102,187	5	1	1	1	1	1
'190531	Sweet biscuits	98,953	5	1	1	1	1	1
'170490	Sugar confectionery nes (includg white chocolate),not containg cocoa	98,389	5	1	1	1	1	1

'120991	Seeds, vegetable, nes for sowing	95,379	5	1	1	1	1	1
'210500	Ice cream and other edible ice, whether or not containing cocoa	93,171	5	1	1	1	1	1
'060319	Fresh cut flowers and buds, of a kind suitable for bouquets or for orn	89,677	5	1	1	1	1	1
'090240	Black tea (fermented) & partly fermented tea in packages exceedg 3 kg	75,106	5	1	1	1	1	1
'180690	Chocolate and other food preparations containing cocoa nes	71,396	5	1	1	1	1	1
'210210	Yeasts, active	66,861	5	1	1	1	1	1
'200850	Apricots nes,o/w prep o presvd whether o not sugard,sweetend o spiritd	61,435	5	1	1	1	1	1
'080910	Apricots, fresh	47,914	5	1	1	1	1	1
'060290	Plants live, nes	47,377	5	1	1	1	1	1
'080450	Guavas, mangoes and mangosteens, fresh or dried	44,239	5	1	1	1	1	1
'121190	Plants &pts of plants(incl sed&fruit) usd in pharm,perf,insect etc nes	40,797	5	1	1	1	1	1
'220290	Non-alcoholic beverages nes,excludg fruit/veg juices of headg No 20.09	40,653	5	1	1	1	1	1
'070990	Vegetables, fresh or chilled nes	39,253	5	1	1	1	1	1
'060491	Foliage,branch&pts of plant w/o flo/bud,grass,for bouquets&orn purp,fr	39,233	5	1	1	1	1	1
'060110	Bulbs, tubers, tuberous roots, corms, crowns and rhizomes, dormant	37,069	5	1	1	1	1	1
'080410	Dates, fresh or dried	31,914	5	1	1	1	1	1
'060314	Fresh cut chrysanthemums and buds, of a kind suitable for bouquets or	29,838	5	1	1	1	1	1
'180632	Choc&food prep cntg cocoa in blocks,slabs/bars,not filld,not over 2 kg	27,023	5	1	1	1	1	1

'080440	Avocados, fresh or dried	25,265	5	1	1	1	1	1
'200840	Pears nes,o/w prep or presvd whether or not sugared,sweetened,spirited	20,730	5	1	1	1	1	1
'080290	Nuts edible, fresh or dried, whether or not shelled or peeled, nes	19,327	5	1	1	1	1	1
'081020	Raspberries, blackberries, mulberries and loganberries, fresh	18,899	5	1	1	1	1	1
'070610	Carrots and turnips, fresh or chilled	17,958	5	1	1	1	1	1
'070200	Tomatoes, fresh or chilled	16,271	5	1	1	1	1	1
'210320	Tomato ketchup and other tomato sauces	16,214	5	1	1	1	1	1
'060311	Fresh cut roses and buds, of a kind suitable for bouquets or for ornam	13,180	5	1	1	1	1	1
'220110	Mineral&aerated waters not cntg sugar or sweeteng matter nor flavoured	12,942	5	1	1	1	1	1
'080719	Melons, fresh, other than watermelons	12,298	5	1	1	1	1	1
'080590	Citrus fruits, fresh or dried, nes	8,596	5	1	1	1	1	1
'081040	Cranberries, bilberries and other fruits of the genus Vaccinium, fresh	7,276	5	1	1	1	1	1
'070960	Peppers of the genus Capsicum or of the genus Pimenta,fresh or chilled	5,616	5	1	1	1	1	1
'060499	Foliage,branch,etc w/o flowers/buds&grass for bouquet/orn purp exc fr	5,606	5	1	1	1	1	1
'081050	Kiwifruit, fresh	2,421	5	1	1	1	1	1
'070690	Salad beetroot,salsif,celeriac,radish&sim edibl roots,fresh/chilld nes	2,294	5	1	1	1	1	1
'060390	Cut flowers&flower buds for bouquets or ornamental purposes,ex fresh	2,140	5	1	1	1	1	1
'080420	Figs, fresh or dried	2,135	5	1	1	1	1	1

'240130	Tobacco refuse	1,521	5	1	1	1	1	1
'060313	Fresh cut orchids and buds, of a kind suitable for bouquets or for orn	1,330	5	1	1	1	1	1
'070940	Celery, other than celeriac, fresh or chilled	1,172	5	1	1	1	1	1
'170199	Refined sugar, in solid form, nes	400,269	4	0	1	1	1	1
'240120	Tobacco, unmanufactured, partly or wholly stemmed or stripped	276,375	4	1	0	1	1	1
'240310	Smokg tobacco,whether o not cntg tobacco substitutes in any proportion	134,219	4	1	1	1	0	1
'020890	Meat and edible meat offal, nes fresh, chilled or frozen	122,304	4	1	1	1	0	1
'382370	Industrial fatty alcohols	120,395	4	1	1	0	1	1
'151211	Sunflower-seed or safflower oil, crude	107,647	4	0	1	1	1	1
'200929	Grapefruit juice, unfermented, Brix value > 20 at 20°C, whether or not	99,101	4	1	1	0	1	1
'210410	Soups and broths and preparations thereof	87,471	4	0	1	1	1	1
'180631	Choc&food prep cntg cocoa in blocks,slabs/bars,filld,not exceedg 2 kg	83,210	4	0	1	1	1	1
'070190	Potatoes, fresh or chilled nes	74,637	4	0	1	1	1	1
'070310	Onions and shallots, fresh or chilled	64,098	4	0	1	1	1	1
'151620	Veg fats &oils&fractions hydrogenatd,inter/re-esterifid,etc,ref'd/not	43,980	4	0	1	1	1	1
'200971	Apple juice, unfermented, Brix value <= 20 at 20°C, whether or not con	37,902	4	0	1	1	1	1
'190190	Malt extract&food prep of Ch 19 <50% cocoa&hd 0401 to 0404 < 10% cocoa	37,067	4	0	1	1	1	1
'081340	Fruits, dried nes	35,439	4	0	1	1	1	1

'090411	Pepper of the genus Piper,ex cubeb pepper,neither crushd nor ground	30,994	4	0	1	1	1	1
'121299	Vegetable products nes used primarily for human consumption	27,143	4	1	0	1	1	1
'080430	Pineapples, fresh or dried	24,256	4	1	0	1	1	1
'090420	Fruits of the genus Capsicum or Pimenta, dried, crushed or ground	17,116	4	1	1	0	1	1
'190420	Prepared foods of unroasted cereal flakes, mixtures	17,028	4	0	1	1	1	1
'220900	Vinegar and substitutes for vinegar obtained from acetic acid	13,598	4	1	1	0	1	1
'090121	Coffee, roasted, not decaffeinated	12,495	4	0	1	1	1	1
'090230	Black tea (fermented)&partly fermentd tea in packages not exceedg 3 kg	9,633	4	0	1	1	1	1
'010619	Live mammals (excl. primates, whales, dolphins and purpoises "mammals	9,470	4	1	1	1	0	1
'180500	Cocoa powder, not containing added sugar or other sweetening matter	8,850	4	0	1	1	1	1
'080711	Watermelons, fresh	6,055	4	1	1	1	0	1
'200791	Citrus fruit (marmalades,purée,etc) ckd prep wther/nt sugard/sweetend	5,118	4	0	1	1	1	1
'190540	Rusks, toasted bread and similar toasted products	4,659	4	0	1	1	1	1
'150910	Olive oil, virgin	4,463	4	0	1	1	1	1
'070490	Cabbages,kohlrabi,kale and sim edible brassicas nes,fresh or chilled	4,458	4	1	1	0	1	1
'070390	Leeks and other alliaceous vegetables, fresh or chilled	4,245	4	1	1	0	1	1
'200931	Single citrus fruit juice, unfermented, Brix value <= 20 at 20°C, whet	3,572	4	0	1	1	1	1
'070320	Garlic, fresh or chilled	3,079	4	0	1	1	1	1

'070410	Cauliflowers and headed broccoli, fresh or chilled	3,056	4	0	1	1	1	1
'070511	Cabbage lettuce (head lettuce) fresh or chilled	3,035	4	0	1	1	1	1
'200961	Grape juice, incl. grape must, unfermented, Brix value <= 30 at 20°C,	2,996	4	0	1	1	1	1
'210120	Tea or maté extracts, essences & concentrates & preparations thereof	2,844	4	0	1	1	1	1
'220430	Grape must nes, unfermented, other than that of heading No 20.09	2,338	4	1	1	1	0	1
'010632	Live psittaciformes "incl. parrots, parrakeets, macaws and cockatoos"	1,989	4	0	1	1	1	1
'080300	Bananas including plantains, fresh or dried	1,987	4	0	1	1	1	1
'210310	Soya sauce	1,725	4	0	1	1	1	1
'200570	Olives preparad o preservd, oth than by vinegar o acetic acid, not frozen	1,311	4	0	1	1	1	1
'091010	Ginger	1,204	4	1	0	1	1	1
'070820	Beans, shelled or unshelled, fresh or chilled	1,041	4	0	1	1	1	1
'080920	Cherries, fresh	957	4	1	1	1	1	0
'010639	Live birds (excl. birds of prey and psittaciformes "incl. parrots, par	917	4	1	1	1	1	0
'080119	Coconuts, excluding dessicated	379	4	1	1	1	1	0
'060410	Mosses and lichens suitable for bouquets or for ornamental purposes	195	4	1	1	1	1	0
'080260	Macadamia nuts, fresh or dried, whether or not shelled or peeled	185	4	1	1	1	1	0
'130120	Gum arabic	176	4	1	1	1	1	0
'200799	Jams, fruit jellies, fruit/nut purée&paste, ckd prep, sugard, sweetend/not	0	4	1	1	1	1	0

'240220	Cigarettes containing tobacco	572,756	3	0	0	1	1	1
'220210	Waters incl mineral&aeratd,containg sugar o sweeteng matter o flavourd	353,368	3	0	0	1	1	1
'100510	Maize (corn) seed	272,969	3	0	0	1	1	1
'100590	Maize (corn) nes	245,497	3	0	0	1	1	1
'120100	Soya beans	195,904	3	0	0	1	1	1
'200899	Fruits&oth edible pts of plants nes,prep/presvd,sug,sweet/spir/not	145,027	3	0	0	1	1	1
'200969	Grape juice, incl. grape must, unfermented, Brix value > 30 at 20°C, w	129,971	3	0	0	1	1	1
'200979	Apple juice, unfermented, Brix value > 20 at 20°C, whether or not cont	125,487	3	0	0	1	1	1
'220300	Beer made from malt	123,312	3	0	0	1	1	1
'220600	Fermented beverages nes (for example, cider, perry, mead, etc)	112,551	3	0	0	1	1	1
'120600	Sunflower seeds, whether or not broken	111,424	3	0	0	1	1	1
'230990	Animal feed preparations nes	102,569	3	0	0	1	1	1
'120220	Ground-nuts shelld,whether or not broken,not roastd or otherwise cookd	100,610	3	0	0	1	1	1
'151710	Margarine, excluding liquid margarine	95,717	3	0	0	1	1	1
'220830	Whiskies	91,880	3	0	0	1	1	1
'200919	Orange juice&nes,unfermentd not spiritd,whether or not sugard or sweet	78,041	3	0	0	1	1	1
'230910	Dog or cat food put up for retail sale	62,385	3	0	0	1	1	1
'190110	Prep of cereals,flour,starch/milk f infant use,put up f retail sale	60,976	3	0	0	1	1	1

'110313	Maize (corn) groats and meal	60,733	3	0	0	1	1	1
'040310	Yogurt concentratd o not,sweetend o not,flavourd o contg fruit o cocoa	57,677	3	0	0	1	1	1
'190410	Prep foods obtaind by the swellg o roastg of cereal o cereal products	54,647	3	0	0	1	1	1
'190590	Communion wafers,empty cachets f pharm use&sim prod&bakers' wares nes	51,863	3	0	0	1	1	1
'150790	Soya-bean oil and its fractions, refined but not chemically modified	49,944	3	0	0	1	1	1
'100630	Rice, semi-milled or wholly milled, whether or not polished or glazed	48,866	3	0	0	1	1	1
'081190	Fruits&edible nuts uncook,steam/boil (water) sweetend/not,frozen,nes	47,837	3	0	0	1	1	1
'040210	Milk powder not exceeding 1.5% fat	47,501	3	0	0	1	1	1
'020130	Bovine cuts boneless, fresh or chilled	46,551	3	0	0	1	1	1
'200520	Potatoes preparad or preserved,o/t by vinegar or acetic acid,not frozen	45,459	3	0	0	1	1	1
'040700	Eggs, bird, in shell, fresh, preserved or cooked	45,052	3	0	0	1	1	1
'020714	Fowls (gallus domesticus), cuts & offal, frozen	41,930	3	0	0	1	1	1
'110812	Maize (corn) starch	40,848	3	0	0	1	1	1
'020230	Bovine cuts boneless, frozen	36,398	3	0	0	1	1	1
'220820	Spirits obtained by distilling grape wine or grape marc	35,466	3	0	0	1	1	1
'040120	Milk not concentrated & unsweetened exceeding 1% not exceeding 6% fat	33,787	3	0	0	1	1	1
'091099	Spices nes	33,400	3	0	0	1	1	1
'081310	Apricots, dried	32,927	3	0	0	1	1	1

'170230	Glucose&glucose syrup nt cntg fruct/cntg in dry state <20% by wt fruct	31,369	3	0	0	1	1	1
'040690	Cheese nes	31,256	3	0	0	1	1	1
'190490	Cereals,exc maize (corn),in grain form,pre-cookd or otherwise prepard	29,988	3	0	0	1	1	1
'040130	Milk and cream not concentrated and unsweetened exceeding 6% fat	28,043	3	0	0	1	1	1
'240110	Tobacco, unmanufactured, not stemmed or stripped	26,991	3	0	0	1	1	1
'230400	Soya-bean oil-cake&oth solid residues,whether or not ground or pellet	26,876	3	0	0	1	1	1
'121020	Hop cones, ground, powdered or pelleted and lupulin	26,117	3	0	0	1	1	1
'220860	Vodka	24,041	3	0	0	1	1	1
'160232	Fowl (gallus domesticus) meat, prepared/preserved	23,239	3	0	0	1	1	1
'050400	Guts, bladders and stomachs of animals except fish whole or in pieces	22,927	3	0	0	1	1	1
'040221	Milk and cream powder unsweetened exceeding 1.5% fat	22,545	3	0	0	1	1	1
'120999	Seeds, fruit and spores for sowing, nes	21,765	3	0	0	1	1	1
'040510	Butter	20,481	3	0	0	1	1	1
'020329	Swine cuts, frozen nes	20,462	3	0	0	1	1	1
'160250	Bovine meat and meat offal nes,excluding livers, prepared or preserved	19,378	3	0	0	1	1	1
'020220	Bovine cuts bone in, frozen	19,127	3	0	0	1	1	1
'350510	Dextrins and other modified starches	19,034	3	0	0	1	1	1
'151190	Palm oil and its fractions refined but not chemically modified	18,451	3	0	0	1	1	1

'200820	Pineapples nes,o/w prep or presvd,sugared,sweetened,spirited or not	17,663	3	1	0	0	1	1
'151800	Animal/veg fats&oils&fract boild oxid,etc,& ind mix/prep nes ex 15.16	17,376	3	0	0	1	1	1
'010110	Pure-bred breeding horses and asses	16,833	3	0	0	1	1	1
'020120	Bovine cuts bone in, fresh or chilled	16,422	3	0	0	1	1	1
'160100	Sausage&sim prod of meat,meat offal/blood&food prep basd on these prod	15,657	3	0	0	1	1	1
'151590	Veg fats&oils nes&their fractions,refind or not but not chemically mod	15,568	3	1	0	0	1	1
'330190	Conc&aqueous distls of essentl oils;terpenic by-prods of essentl oils	15,482	3	0	0	1	1	1
'100110	Durum wheat	15,473	3	0	0	1	1	1
'040410	Whey whether or not concentrated or sweetened	15,045	3	0	0	1	1	1
'010690	Live animals (excl. mammals, reptiles, birds, fish, crustaceans, mollu	14,887	3	0	0	1	1	1
'210130	Chicory&other coffee substitutes roasted&extracts,ess&conc thereof	14,851	3	0	0	1	1	1
'100640	Rice, broken	14,802	3	0	0	1	1	1
'071310	Peas dried, shelled, whether or not skinned or split	14,351	3	0	0	1	1	1
'151790	Edible mx/prep of animal/veg fats&oils/of fractions ex hd No 15.16	14,045	3	0	0	1	1	1
'010290	Bovine, live except pure-bred breeding	13,951	3	0	0	1	1	1
'190120	Mixes & doughs for the prep of bakers' wares of heading No 19.05, nes	13,939	3	0	0	1	1	1
'120210	Ground-nuts in shell not roasted or otherwise cooked	13,665	3	0	0	1	1	1
'220890	Udenatrd ethyl alc <80% alc cont by vol&spirit,liqueur&spirit bev nes	13,383	3	0	0	1	1	1

'190219	Uncooked pasta, not stuffed or otherwise prepared, nes	13,132	3	0	0	1	1	1
'200599	Vegetables and mixtures of vegetables, prepared or preserved otherwise	13,069	3	0	0	1	1	1
'210112	Coffee preparations based on extract/essence/conc.	12,929	3	0	0	1	1	1
'240399	Tobacco extracts and essences	12,666	3	0	0	1	1	1
'110710	Malt, not roasted	12,566	3	0	0	1	1	1
'200811	Ground-nuts nes o/w prep or presvd,sugared,sweetened,spirited or not	11,876	3	0	0	1	1	1
'050590	Feathers&down nes clnd,disinfectd presvd,featherd pts&skins pdr&waste	11,808	3	0	0	1	1	1
'090412	Pepper of the genus Piper, except cubeb pepper, crushed or ground	11,726	3	0	0	1	1	1
'170410	Chewing gum containing sugar, except medicinal	10,974	3	0	0	1	1	1
'220850	Gin and geneva	10,877	3	0	0	1	1	1
'190230	Pasta nes	10,704	3	0	0	1	1	1
'120929	Seeds of forage plants, except beet seeds, for sowing nes	10,449	3	0	0	1	1	1
'200830	Citrus fruits nes,o/w prep or presvd,sugared,sweetened,spirited or not	10,324	3	0	0	1	1	1
'200939	Single citrus fruit juice, unfermented, Brix value > 20 at 20°C, wheth	9,899	3	0	0	1	1	1
'091091	Mixtures of two/more of the prods of different headgs to this chapter	9,597	3	1	0	1	0	1
'110220	Maize (corn) flour	9,459	3	0	0	1	1	1
'200912	Orange juice, unfermented, Brix value <= 20 at 20°C, whether or not co	9,431	3	0	0	1	1	1
'071090	Mixtures of vegetables, frozen	9,405	3	0	0	1	1	1

'040630	Cheese processed, not grated or powdered	9,110	3	0	0	1	1	1
'120810	Soya bean flour and meals	8,753	3	0	0	1	1	1
'290545	Glycerol	8,574	3	0	1	0	1	1
'040390	Buttermilk,curdled milk & cream,kephir & ferm or acid milk & cream nes	8,570	3	0	0	1	1	1
'010210	Bovine, live pure-bred breeding	8,560	3	0	0	1	1	1
'071290	Vegetables and mixtures dried, but not further prepared nes	8,301	3	0	0	1	1	1
'200600	Fruit,nut,fruit-peel&pts of plant presvd by sugar (draind,glacé/cryst)	8,283	3	0	0	1	1	1
'071333	Kidney beans&white pea beans drid shelld,whether o not skinnd o split	7,894	3	0	0	1	1	1
'210230	Baking powders, prepared	7,801	3	0	0	1	1	1
'210111	Coffee extracts, essences, concentrates	7,787	3	0	0	1	1	1
'200710	Homo prep (jams,fruit jellies etc) ckd prep whether/nt sugard/sweetend	7,552	3	0	0	1	1	1
'350190	Casein glues; caseinates and other casein derivatives	7,450	3	0	0	1	1	1
'020442	Sheep cuts, bone in, frozen	7,368	3	0	0	1	1	1
'200921	Grapefruit juice, unfermented, Brix value <= 20 at 20°C, whether or no	7,138	3	0	0	1	1	1
'190220	Stuffed pasta, whether or not cooked or otherwise prepared	7,096	3	0	0	1	1	1
'020736	Ducks/geese/guinea fowl, cuts/offal, frozen	7,082	3	0	0	1	1	1
'121220	Seaweeds and other algae, fresh or dried whether or not ground	6,681	3	0	0	1	1	1
'200310	Mushrooms prepared or preserved other than by vinegar or acetic acid	6,601	3	0	0	1	1	1

'210420	Homogenised composite food preparations put up for retail sale	6,429	3	0	0	1	1	1
'382319	Industrial fatty acids, acid oils nes	6,274	3	0	0	1	1	1
'020319	Swine cuts, fresh or chilled, nes	6,169	3	0	0	1	1	1
'230230	Wheat bran, sharps and other residues, pelleted or not	6,094	3	0	0	1	1	1
'200559	Beans nes preparad or preservd,o/t by vinegar or acetic acid,not frozen	6,015	3	0	0	1	1	1
'200210	Tomatoes,whole/in pieces preparad/preservd o/t by vinegar/acetic acid	6,009	3	0	0	1	1	1
'040610	Cheese, fresh (including whey cheese) unfermented, and curd	5,816	3	0	0	1	1	1
'170191	Refined sugar,in solid form,containg added flavourg or colourg matter	5,670	3	0	1	0	1	1
'160290	Meat, meat offal or blood, prepared or preserved, nes	5,604	3	0	0	1	1	1
'200490	Veg nes&mx of veg prep or presvd,o/t by vinegar or acetic acid,frozen	5,577	3	0	0	1	1	1
'071339	Beans dried, shelled, whether or not skinned or split, nes	5,501	3	0	0	1	1	1
'160249	Swine meat&meat offal nes/exc livers/ incl mixtures,preparad o preservd	5,486	3	0	0	1	1	1
'200410	Potatoes preparad or preservd oth than by vinegar or acetic acid,frozen	5,433	3	0	0	1	1	1
'150710	Soya-bean oil crude, whether or not degummed	5,311	3	0	0	1	1	1
'350520	Glues based on starches, on dextrans or other modified starches, nes	5,235	3	0	0	1	1	1
'210330	Mustard flour and meal and prepared mustard	5,198	3	0	0	1	1	1
'152000	Glycerol crude, waters and lyes	5,092	3	0	0	1	1	1
'060220	Trees, edible fruit or not, shrubs and bushes, grafted or not	5,041	3	0	0	1	1	1

'120799	Oil seeds and oleaginous fruits, nes, whether or not broken	4,963	3	0	0	1	1	1
'200551	Beans,sheldd prepard/preservd,o/t by vinegar/acetic acid,not frozen	4,809	3	0	0	1	1	1
'040590	Fats and oils derived from milk nes	4,779	3	0	0	1	1	1
'060210	Cuttings and slips, unrooted	4,611	3	0	0	1	1	1
'020629	Bovine edible offal, frozen nes	4,542	3	0	0	1	1	1
'150500	Wool grease and fatty substances derived therefrom, incl. lanolin	4,463	3	0	0	1	1	1
'110811	Wheat, starch	4,407	3	0	0	1	1	1
'190510	Crispbread	4,393	3	0	0	1	1	1
'510129	Degreased wool (other than shorn wool),not carded,combed or carbonised	4,388	3	0	0	1	1	1
'220190	Ice&snow&potable waters nes not cntg sugar or sweeteners nor flavoured	4,301	3	0	0	1	1	1
'200819	Nuts&seeds nes incl mx,o/w prep o presvd,sugard,sweetend,spiritd o not	4,205	3	0	0	1	1	1
'090210	Green tea (not fermented) in packages not exceeding 3 kg	4,170	3	0	0	1	1	1
'081350	Mixtures of edible nuts or dried fruits of this chapter	4,048	3	0	0	1	1	1
'051110	Semen bovine	3,953	3	0	0	1	1	1
'110290	Cereal flour nes	3,820	3	0	0	1	1	1
'040299	Milk and cream nes sweetened	3,756	3	0	0	1	1	1
'200290	Tomatoes nes,prepared or preserved oth than by vinegar or acetic acid	3,747	3	0	0	1	1	1
'110720	Malt, roasted	3,506	3	0	0	1	1	1

'110412	Oats, rolled or flaked grains	3,499	3	0	0	1	1	1
'040110	Milk not concentrated and unsweetened not exceeding 1% fat	3,479	3	0	0	1	1	1
'060120	Bulbs,tubers,corms etc in growth or in flower & chicory plants & roots	3,345	3	0	0	1	1	1
'071040	Sweet corn, frozen	3,265	3	0	0	1	1	1
'110429	Cereals, hulled, pearled, sliced or kibbled nes	3,206	3	0	0	1	1	1
'150200	Bovine,sheep&goat fats,raw/renderd whether/not pressd/solv-extractd	3,047	3	0	0	1	1	1
'080250	Pistachios, fresh or dried, whether or not shelled or peeled	3,031	3	0	0	1	1	1
'200941	Pineapple juice, unfermented, Brix value <= 20 at 20°C, whether or not	2,979	3	0	0	1	1	1
'090220	Green tea (not fermented) in packages exceeding 3 kg	2,837	3	0	0	1	1	1
'200540	Peas preparad o preservd,oth than by vinegar o acetic acid,not frozen	2,802	3	0	0	1	1	1
'010190	Live horses, asses, mules and hinnies (excl. pure-bred for breeding)	2,695	3	0	0	1	1	1
'150990	Olive oil and its fractions refined but not chemically modified	2,691	3	0	0	1	1	1
'020322	Hams, shoulders and cuts thereof, of swine, bone in, frozen	2,671	3	0	0	1	1	1
'350400	Peptones & derivs;protein substances and derivs, nes; hide powder	2,551	3	0	0	1	1	1
'220510	Vermouth&oth grape wines flav w plants o arom subst in ctrn </= 2 l	2,528	3	0	0	1	1	1
'021019	Swine meat cured, nes	2,518	3	0	0	1	1	1
'080111	Coconuts, dessicated	2,500	3	0	0	1	1	1
'160210	Homogenized preparations of meat and meat offal	2,453	3	0	0	1	1	1

'110520	Potato flakes	2,362	3	0	0	1	1	1
'081010	Strawberries, fresh	2,352	3	0	0	1	1	1
'020500	Horse, ass, mule or hinny meat, fresh, chilled or frozen	2,327	3	0	0	1	1	1
'382311	Stearic acid	2,304	3	0	0	1	1	1
'200510	Homogenizd vegetables prep/presvd,o/t by vinegar/acetic acid,not frozn	2,203	3	0	0	1	1	1
'160241	Hams and cuts thereof of swine prepared or preserved	2,187	3	0	0	1	1	1
'010511	Fowls, live domestic weighing not more than 185 g	2,128	3	0	0	1	1	1
'020422	Sheep cuts, bone in, fresh or chilled	2,094	3	0	0	1	1	1
'070700	Cucumbers and gherkins, fresh or chilled	2,028	3	0	0	1	1	1
'070920	Asparagus, fresh or chilled	2,023	3	0	0	1	1	1
'330113	Essential oils of lemon	2,019	3	0	0	1	1	1
'040900	Honey, natural	1,911	3	0	0	1	1	1
'120925	Seeds, rye grass, for sowing	1,908	3	0	0	1	1	1
'220840	Rum and tafia	1,889	3	0	0	1	1	1
'330112	Essential oils of orange	1,887	3	0	0	1	1	1
'130239	Mucilages&thickeners nes,modifid or not,derivd from vegetable products	1,871	3	0	0	1	1	1
'081330	Apples, dried	1,867	3	0	0	1	1	1
'100620	Rice, husked (brown)	1,859	3	0	0	1	1	1

'040229	Milk and cream powder sweetened exceeding 1.5% fat	1,763	3	0	0	1	1	1
'151329	Palm kernel/babassu oil their fract,refind but not chemically modifid	1,753	3	0	0	1	1	1
'290544	D-glucitol (sorbitol)	1,723	3	0	0	1	1	1
'230630	Sunflower sed oil-cake&oth solid residues,whether/not ground/pellet	1,704	3	0	0	1	1	1
'170219	Lactose and lactose syrup, <99% lactose on dry matter	1,643	3	0	0	1	1	1
'110419	Cereals, rolled or flaked grains nes	1,634	3	0	0	1	1	1
'080720	Papaws (papayas), fresh	1,604	3	0	0	1	1	1
'100300	Barley	1,603	3	0	0	1	1	1
'110900	Wheat gluten, whether or not dried	1,541	3	0	0	1	1	1
'382313	Tall oil fatty acids	1,492	3	0	0	1	1	1
'020210	Bovine carcasses and half carcasses, frozen	1,471	3	0	0	1	1	1
'190532	Waffles and wafers	1,447	3	0	0	1	1	1
'020726	Turkey, cuts & offal, fresh or chilled	1,447	3	0	0	1	1	1
'110423	Maize (corn), hulled, pearled, sliced or kibbled	1,343	3	0	0	1	1	1
'010420	Goats, live	1,339	3	0	0	1	1	1
'071320	Chickpeas, dried, shelled, whether or not skinned or split	1,332	3	0	0	1	1	1
'110319	Cereal groats and meal nes	1,303	3	0	0	1	1	1
'040620	Cheese, grated or powdered, of all kinds	1,288	3	0	0	1	1	1

'070519	Lettuce, fresh or chilled nes	1,246	3	0	0	1	1	1
'151311	Coconut (copra) oil crude	1,240	3	0	0	1	1	1
'170211	Lactose and lactose syrup, >99% lactose on dry matter	1,232	3	0	0	1	1	1
'081400	Peel of citrus fruit/melons (watermelons) fresh,frz,drid/prov presvd	1,210	3	0	0	1	1	1
'071220	Onions dried but not further prepared	1,204	3	0	0	1	1	1
'151519	Linseed oil and its fractions, refined but not chemically modified	1,183	3	0	0	1	1	1
'021012	Bellies, streaky and cuts thereof, swine cured	1,173	3	0	0	1	1	1
'160239	Dom fowl,duck,goose&guinea fowl meat&meat offal prep/presvd exc livers	1,089	3	0	0	1	1	1
'170240	Glucose inc syrup cntg in dry state min 20% but <50% by wt of fructose	1,074	3	0	0	1	1	1
'350220	Milk albumin, incl concentrates of several proteins	1,061	3	0	0	1	1	1
'020725	Turkey, whole, frozen	1,035	3	0	0	1	1	1
'040490	Products consisting of natural milk constituents sweetened or not nes	1,025	3	0	0	1	1	1
'070930	Aubergines(egg-plants), fresh or chilled	862	3	0	1	1	1	0
'010620	Live reptiles "e.g. snakes, turtles, alligators, caymans, iguanas, gav	665	3	0	1	1	1	0
'060312	Fresh cut carnations and buds, of a kind suitable for bouquets or for	282	3	0	1	1	1	0
'180310	Cocoa paste not defatted	251	3	0	1	1	1	0
'071420	Sweet potatoes, fresh or dried, whether or not sliced or pelleted	174	3	0	1	1	1	0
'080122	Brazil nuts, without shell, fresh or dried	6	3	0	1	1	1	0

'520100	Cotton, not carded or combed	90,289	2	0	0	1	0	1
'100190	Wheat nes and meslin	83,885	2	0	0	1	0	1
'151219	Sunflower-sed/safflower oil&their fractions refind but nt chem modifid	83,644	2	0	0	1	0	1
'410210	Sheep or lamb skins, raw, with wool on, nes	73,726	2	0	0	1	0	1
'180620	Chocolate&other food preparations containg cocoa weighg more than 2 kg	71,877	2	0	0	0	1	1
'200911	Orange juice,unfermentd¬ spiritd,whether not sugard sweet,frozen	55,388	2	0	0	1	0	1
'210610	Protein concentrates and textured protein substances	44,363	2	0	0	1	0	1
'110100	Wheat or meslin flour	29,562	2	0	0	1	0	1
'060310	Cut flowers & flower buds for bouquets or ornamental purposes, fresh	26,129	2	1	0	0	0	1
'090111	Coffee, not roasted, not decaffeinated	25,456	2	0	0	0	1	1
'170290	Sugar nes, including invert sugar	24,946	2	0	0	0	1	1
'510121	Degreased shorn wool, not carded, combed or carbonised	20,874	2	0	0	0	1	1
'130219	Vegetable saps and extracts nes	20,337	2	0	0	0	1	1
'330129	Essential oils, nes	18,585	2	0	0	0	1	1
'070951	Mushrooms, fresh or chilled	17,929	2	0	0	0	1	1
'020712	Fowls (gallus domesticus), whole, frozen	14,988	2	0	0	1	0	1
'070110	Potatoes seed, fresh or chilled	13,515	2	0	0	0	1	1
'051199	Animal prods nes&dead animals of Chapter I unfit for human consumption	12,901	2	0	0	1	0	1

'410190	Butts, bends, bellies and split raw hides and skins of bovine "incl. b	11,211	2	0	0	1	0	1
'071080	Vegetables, frozen nes	8,669	2	0	0	0	1	1
'350300	Gelatin and gelatin derivs; isinglass; glues of animal origin, nes	7,812	2	0	0	0	1	1
'230110	Flours,meals&pellets of meat o meat offal unfit for human cons;greaves	7,484	2	0	0	0	1	1
'110510	Potato flour and meal	6,206	2	0	0	1	0	1
'180610	Cocoa powder, containing added sugar or other sweetening matter	6,189	2	0	0	1	0	1
'130190	Natural gums, resins, gum-resins and balsam, except arabic gum	6,027	2	0	0	0	1	1
'510111	Greasy shorn wool, not carded or combed	5,052	2	0	0	1	0	1
'240210	Cigars, cheroots and cigarillos, containing tobacco	4,770	2	0	0	0	1	1
'090122	Coffee, roasted, decaffeinated	4,282	2	0	0	0	1	1
'130232	Mucilages & thickeners derived from locust beans & seeds or guar seeds	3,826	2	0	0	0	1	1
'060240	Roses, grafted or not	3,686	2	0	0	0	1	1
'190211	Uncooked pasta not stuffed or otherwise prepared, containing eggs	3,148	2	0	0	0	1	1
'200580	Sweet corn preparad o preservd,o/t by vinegar o acetic acid not frozen	2,146	2	0	0	1	0	1
'020727	Turkey, cuts & offal, frozen	1,793	2	0	0	1	0	1
'020649	Swine edible offal, frozen nes	1,706	2	0	0	0	1	1
'051191	Fish,shellfish&aqua invert prod nes&dead anim of Ch 3 nt for hum cons	1,688	2	0	0	0	1	1
'510219	Fine animal hair, neither carded nor combed (excl. wool and hair of Ka	1,609	2	0	0	1	0	1

'120930	Seeds, flower, for sowing	1,479	2	0	0	0	1	1
'050800	Coral&sim mat,shellfsh shell,cuttl bone,echinoderm unwk unshp pdr&wast	1,172	2	0	0	0	1	1
'140490	Vegetable products nes	1,013	2	0	0	0	1	1
'051000	Ambergris,castoreum,etc,bile drid/not&animal gland&prod for pharm prep	978	2	0	0	1	1	0
'190240	Couscous	945	2	0	0	1	1	0
'121010	Hop cones, not ground, powdered or pelleted	925	2	0	0	1	1	0
'130220	Pectic substances, pectinates & pectates	893	2	0	0	1	1	0
'350110	Casein	866	2	0	0	1	1	0
'081320	Prunes, dried	844	2	0	0	1	1	0
'071022	Beans, frozen	844	2	0	0	1	1	0
'080132	Cashew nuts, without shell, fresh or dried	837	2	0	0	1	1	0
'081290	Fruits&nuts provis preservd but unfit f immediate consumption nes	831	2	0	0	1	1	0
'100400	Oats	807	2	0	0	1	1	0
'070420	Brussels sprouts, fresh or chilled	803	2	0	0	1	1	0
'040520	Dairy spreads	798	2	0	0	1	1	0
'020443	Sheep cuts, boneless, frozen	794	2	0	0	1	1	0
'090500	Vanilla beans	790	2	0	0	1	1	0
'071021	Peas, frozen	783	2	0	0	1	1	0

'230210	Maize (corn) bran, sharps and other residues, pelleted or not	782	2	0	0	1	1	0
'151319	Coconut (copra) oil&its fractions refined but not chemically modified	778	2	0	0	1	1	0
'120921	Seeds, lucerne (alfalfa), for sowing	777	2	0	0	1	1	0
'200110	Cucumbers and gherkins,prepared or preserved by vinegar or acetic acid	757	2	0	0	1	1	0
'330119	Essential oils of citrus fruits, nes	754	2	0	0	1	1	0
'071410	Manioc (cassava), fresh or dried, whether or not sliced or pelleted	743	2	0	0	1	1	0
'152110	Vegetable waxes excludg triglycerides,whether or not refind or colourd	722	2	0	0	1	1	0
'110311	Wheat groats and meal	718	2	0	0	1	1	0
'020711	Fowls (gallus domesticus), whole, fresh or chilled	712	2	0	0	1	1	0
'520300	Cotton, carded or combed	671	2	0	0	1	1	0
'520210	Cotton yarn waste (including thread waste)	658	2	0	0	1	1	0
'070959	Fresh or chilled edible mushrooms (excl. mushrooms of the genus "Agari	647	2	0	0	1	1	0
'020733	Ducks/geese/guinea fowl, whole, frozen	641	2	0	0	1	1	0
'100700	Grain sorghum	639	2	0	0	1	1	0
'071390	Leguminous vegetables dried,shelled,whether or not skinnd or split,nes	610	2	0	0	1	1	0
'410150	Whole raw hides and skins of bovine "incl. buffalo" or equine animals,	610	2	0	0	1	1	0
'200880	Strawberries nes,o/w prep/presvd,whether/not sugard,sweet/spiritd	603	2	0	0	1	1	0
'090300	Maté	595	2	0	0	1	1	0

'021011	Hams, shoulders and cuts thereof, of swine bone in, cured	594	2	0	0	1	1	0
'050510	Feathers used for stuffg&down cleaned,disinfected or treated for presv	584	2	0	0	1	1	0
'091030	Turmeric (curcuma)	580	2	0	0	1	1	0
'110819	Starches nes	575	2	0	0	1	1	0
'190520	Gingerbread and the like	565	2	0	0	1	1	0
'200390	Mushrooms, prepared or preserved otherwise than by vinegar or acetic a	540	2	0	0	1	1	0
'040291	Milk and cream unsweetened, nes	533	2	0	0	1	1	0
'121490	Swedes,mangold,fodder root,hay,clover,sainfoin,forag kale,etc	520	2	0	0	1	1	0
'020610	Bovine edible offal, fresh or chilled	512	2	0	0	1	1	0
'010392	Swine, live except pure-bred breeding weighing 50 kg or more	504	2	0	0	1	1	0
'160242	Shoulders and cut thereof of swine prepared or preserved	503	2	0	0	1	1	0
'071332	Beans,small red (Adzuki) dried,shelled,whether or not skinned or split	499	2	0	0	1	1	0
'021020	Bovine meat cured	483	2	0	0	1	1	0
'010611	Live primates	483	2	0	0	1	1	0
'120924	Seeds, Kentucky blue grass, for sowing	478	2	0	0	1	1	0
'090620	Cinnamon and cinnamon-tree flowers crushed or ground	462	2	0	0	1	1	0
'071340	Lentils dried, shelled, whether or not skinned or split	460	2	0	0	1	1	0
'080221	Hazelnuts or filberts in shell fresh or dried	459	2	0	0	1	1	0

'020312	Hams, shoulders and cuts thereof, of swine bone in, fresh or chilled	458	2	0	0	1	1	0
'330124	Essential oils of peppermint	457	2	0	0	1	1	0
'140190	Vegetable materials nes, used primarily for plaiting	454	2	0	0	1	1	0
'010410	Sheep, live	448	2	0	0	1	1	0
'040640	Cheese, blue-veined	442	2	0	0	1	1	0
'020900	Pig fat lean meat free&poultry fat unrenderd,frsh,childd,frozn or curd	440	2	0	0	1	1	0
'020110	Bovine carcasses and half carcasses, fresh or chilled	432	2	0	0	1	1	0
'200591	Bamboo shoots, prepared or preserved otherwise than by vinegar or acet	430	2	0	0	1	1	0
'020430	Lamb carcasses and half carcasses, frozen	429	2	0	0	1	1	0
'160220	Livers of any animal prepared or preserved	421	2	0	0	1	1	0
'110813	Potato starch	416	2	0	0	1	1	0
'090930	Cumin seeds	405	2	0	0	1	1	0
'152190	Beeswax,oth insect waxes&spermaceti whether or not refined or coloured	401	2	0	0	1	1	0
'200950	Tomato juice unfermented¬ spirited,whether or not sugared or sweet	393	2	0	0	1	1	0
'010391	Swine, live except pure-bred breeding weighing less than 50 kg	391	2	0	0	1	1	0
'090112	Coffee, not roasted, decaffeinated	389	2	0	0	1	1	0
'140110	Bamboos used primarily for plaiting	385	2	0	0	1	1	0
'230240	Cereal bran, sharps and other residues nes, pelleted or not	382	2	0	0	1	1	0

'100820	Millet	367	2	0	0	1	1	0
'091020	Saffron	366	2	0	0	1	1	0
'170220	Maple sugar and maple syrup	352	2	0	0	1	1	0
'020321	Swine carcasses and half carcasses, frozen	333	2	0	0	1	1	0
'170112	Raw sugar, beet	327	2	0	0	1	1	0
'150890	Ground-nut oil and its fractions refined but not chemically modified	316	2	0	0	1	1	0
'020622	Bovine livers, edible offal, frozen	315	2	0	0	1	1	0
'170260	Fructose&fructose syrup nes,cntg in dry state >50% by wght of fructose	314	2	0	0	1	1	0
'070970	Spinach,N-Z spinach & orache spinach (garden spinach),fresh or chilled	307	2	0	0	1	1	0
'071331	Urd,mung,black/green gram beans drid shelld,whether/not skinnd/split	299	2	0	0	1	1	0
'151000	Oils&thr fract nes obt from olives,ref'd/not,not chem mod,incl blends	292	2	0	0	1	1	0
'090920	Coriander seeds	287	2	0	0	1	1	0
'151511	Linseed oil, crude	283	2	0	0	1	1	0
'151530	Castor oil&its fractions,whether/not refind,but not chemically modifid	279	2	0	0	1	1	0
'170250	Fructose, chemically pure	278	2	0	0	1	1	0
'020441	Sheep carcasses and half carcasses, frozen	264	2	0	0	1	1	0
'190430	Bulgur wheat in the form of worked grains, obtained by cooking hard wh	261	2	0	0	1	1	0
'090810	Nutmeg	248	2	0	0	1	1	0

'071159	Mushrooms and truffles, provisionally preserved, e.g., by sulphur diox	245	2	0	0	1	1	0
'081110	Strawberries,uncookd o steamd o boild in water,sweetend o not,frozen	243	2	0	0	1	1	0
'120750	Mustard seeds, whether or not broken	243	2	0	0	1	1	0
'110422	Oats, hulled,pearled,sliced or kibbled	240	2	0	0	1	1	0
'120740	Sesamum seeds, whether or not broken	231	2	0	0	1	1	0
'081120	Raspberries,mulberries,etc uncook,steam/boil in water sweetend/nt,froz	229	2	0	0	1	1	0
'150810	Ground-nut oil, crude	229	2	0	0	1	1	0
'120910	Sugar beet seed, for sowing	228	2	0	0	1	1	0
'100610	Rice in the husk (paddy or rough)	225	2	0	0	1	1	0
'151110	Palm oil, crude	223	2	0	0	1	1	0
'151419	Low erucic acid rape or colza oil "fixed oil which has an erucic acid	219	2	0	0	1	1	0
'070810	Peas, shelled or unshelled, fresh or chilled	216	2	0	1	0	1	0
'071029	Leguminous vegetables frozen nes	207	2	0	0	1	1	0
'151229	Cotton-seed and its fractions refined but not chemically modified	204	2	0	0	1	1	0
'110630	Flour,meal&powder of edible fruits&nuts&peel of citrus fruit or melons	194	2	0	0	1	1	0
'020735	Ducks/geese/guinea fowl, cuts/offal nes, fresh/chilled	187	2	0	0	1	1	0
'382460	Sorbitol (other than D-glucitol)	182	2	0	0	1	1	0
'200860	Cherries nes,o/w prep o presvd whether o not sugard,sweetend o spiritd	179	2	0	0	1	1	0

'090910	Anise or badian seeds	172	2	0	0	1	1	0
'151499	High erucic acid rape or colza oil "fixed oil which has an erucic acid	162	2	0	0	1	1	0
'100890	Cereals unmilled nes	159	2	0	0	1	1	0
'150300	Lard stearin&oil,oleostearin&oil&tallow oil,not emulsifd,mxd/o/w prepr	156	2	0	0	1	1	0
'151321	Palm kernel or babassu oil, crude	153	2	0	0	1	1	0
'151550	Sesame oil&its fractions whether/not refind,but not chemically modifid	152	2	0	0	1	1	0
'090830	Cardamoms	150	2	0	0	1	1	0
'090700	Cloves (whole fruit, cloves and stems)	147	2	0	0	1	1	0
'010599	Poultry, live except domestic fowls, weighing more than 185 g	147	2	0	0	1	1	0
'020732	Ducks/geese/guinea fowl, whole, fresh or chilled	144	2	0	0	1	1	0
'130231	Agar-agar	144	2	0	0	1	1	0
'330130	Resinoids	144	2	0	0	1	1	0
'020810	Rabbit or hare meat and edible meat offal, fresh, chilled or frozen	143	2	0	0	1	1	0
'382312	Oleic acid	141	2	0	0	1	1	0
'180320	Cocoa paste wholly or partly defatted	139	2	0	0	1	1	0
'150600	Animal fats&oils&their fractions nes refind/not,but not chemically mod	138	2	0	0	1	1	0
'130212	Liquorice extract	130	2	0	0	1	1	0
'120590	High erucic rape or colza seeds "yielding a fixed oil which has an eru	128	2	0	0	1	1	0

'290543	Mannitol	119	2	0	0	1	1	0
'010310	Swine, live pure-bred breeding	117	2	0	0	1	1	0
'110430	Germ of cereals, whole, rolled, flaked or ground	113	2	0	0	1	1	0
'071030	Spinach, N-Z spinach and orache spinach (garden spinach), frozen	109	2	0	0	1	1	0
'240391	Homogenized or reconstituted tobacco	107	2	0	0	1	1	0
'080222	Hazelnuts or filberts, fresh or dried, shelled or peeled	103	2	0	0	1	1	0
'071151	Mushrooms of the genus "Agaricus", provisionally preserved, e.g., by s	101	2	0	0	1	1	0
'330125	Essential oils of other mints	96	2	0	0	1	1	0
'120510	Low erucic acid rape or colza seeds "yielding a fixed oil which has an	94	2	0	0	1	1	0
'150100	Lard;pig fat nes&poultry fat,renderd,whether/not pressd/solv-extractd	93	2	0	0	1	1	0
'020421	Sheep carcasses and half carcasses, fresh or chilled	91	2	0	0	1	1	0
'120922	Seeds, clover, for sowing	88	2	0	0	1	1	0
'090950	Fennel or juniper seeds	88	2	0	0	1	1	0
'230310	Residues of starch manufacture and similar residues	88	2	0	0	1	1	0
'071239	Dried mushrooms and truffles, whole, cut, sliced, broken or in powder,	87	2	0	0	1	1	0
'020410	Lamb carcasses and half carcasses, fresh or chilled	75	2	0	0	1	1	0
'240290	Cigars, cheroots, cigarillos and cigarettes, cntg tobacco substitutes	74	2	0	0	1	1	0
'120400	Linseed, whether or not broken	68	2	0	0	1	1	0

'010512	Live turkey chicks <=0.185kg	67	2	0	0	1	1	0
'080232	Walnuts, fresh or dried, shelled or peeled	67	2	0	0	1	1	0
'071490	Arrowroot,salep etc fr o drid whether o not slicd o pelletd&sago pith	64	2	0	0	1	1	0
'100830	Canary seed	60	2	0	0	1	1	0
'230690	Veg oil-cake&oth solid residues nes,whether or not ground or pelleted	60	2	0	0	1	1	0
'020641	Swine livers, edible offal, frozen	60	2	0	0	1	1	0
'040891	Eggs, bird, not in shell, dried	59	2	0	0	1	1	0
'350290	Albumins nes; albuminates and other albumin derivatives	56	2	0	0	1	1	0
'080240	Chestnuts, fresh or dried, whether or not shelled or peeled	56	2	0	0	1	1	0
'220710	Udenaturd ethyl alcohol of an alcohol strgth by vol of 80% vol/higher	56	2	0	0	1	1	0
'070890	Leguminous vegetables, shelled or unshelled, fresh or chilled nes	55	2	0	0	1	1	0
'070529	Chicory, fresh or chilled, nes	55	2	0	0	1	1	0
'071120	Olives,provisionally preservd but nt suitable f immediate consumption	50	2	0	0	1	1	0
'071140	Cucumbers&gherkins provisionally presvd,but nt f immediate consumption	49	2	0	0	1	1	0
'090611	Cinnamon Cinnamomum eylanicum Blume (excl. crushed and ground)	47	2	0	0	1	1	0
'151221	Cotton-seed oil crude, whether or not gossypol has been removed	46	2	0	0	1	1	0
'020850	Fresh, chilled or frozen meat and edible offal of reptiles "e.g. snake	39	2	0	0	1	1	0
'121291	Sugar beet, fresh or dried, whether or not ground	39	2	0	0	1	1	0

'530290	True hemp fibre otherwise processd but not spun;tow&waste of true hemp	37	2	0	0	1	1	0
'110320	Pellets	37	2	0	0	1	1	0
'121300	Cereal straw&husks,unprepd,whether or not choppd,ground,pressd,pelletd	29	2	0	0	1	1	0
'040811	Egg yolks dried	29	2	0	0	1	1	0
'200320	Truffles prepared or preserved other than by vinegar or acetic acid	27	2	0	0	1	1	0
'110210	Rye flour	26	2	0	0	1	1	0
'010519	Poultry, live except domestic fowls, weighing not more than 185 g	26	2	0	0	1	1	0
'190300	Tapioca subst prep from starch in flake,grain,pearl,siftg or sim forms	24	2	0	0	1	1	0
'100810	Buckwheat	21	2	0	0	1	1	0
'180100	Cocoa beans, whole or broken, raw or roasted	19	2	0	0	1	1	0
'510220	Coarse animal hair, not carded or combed	19	2	0	0	1	1	0
'020734	Ducks/geese/guinea fowl, fatty livers, fresh/chilled	16	2	0	0	1	1	0
'151610	Animal fats&oils&fract hydrogenatd,inter/re-esterifid,etc,ref'd/not	16	2	0	0	1	1	0
'110820	Inulin	13	2	0	0	1	1	0
'081060	Fresh durians	13	2	0	0	1	1	0
'020450	Goat meat, fresh, chilled or frozen	13	2	0	0	1	1	0
'060230	Rhododendrons and azaleas,grafted or not	12	2	0	0	1	1	0
'090619	Cinnamon and cinnamon-tree flowers (excl. cinnamon Cinnamomum eylanicu	10	2	0	0	1	1	0

'071350	Broad beans&horse beans dried,shelled,whether or not skinned or split	9	2	0	0	1	1	0
'230250	Bran, sharps and other residues of leguminous plants, pelleted or not	9	2	0	0	1	1	0
'151411	Low erucic acid rape or colza oil "fixed oil which has an erucic acid	8	2	0	0	1	1	0
'071232	Dried wood ears "Auricularia spp.", whole, cut, sliced, broken or in p	8	2	0	0	1	1	0
'510310	Noils of wool or of fine animal hair	7	2	0	0	1	1	0
'350211	Egg albumin, dried	6	2	0	0	1	1	0
'040899	Eggs, bird, not in shell nes	6	2	0	0	1	1	0
'121120	Ginseng roots usd primly in pharm,perf,insecticide,fungicide/sim purp	5	2	0	0	1	1	0
'071233	Dried jelly fungi "Tremella spp.", whole, cut, sliced, broken or in po	5	2	0	0	1	1	0
'230320	Beet-pulp, bagasse and other waste of sugar manufacture	3	2	0	0	1	1	0
'410120	Whole raw hides and skins of bovine "incl. buffalo" or equine animals,	2	2	0	0	1	1	0
'151491	High erucic acid rape or colza oil "fixed oil which has an erucic acid	2	2	0	0	1	1	0
'530210	True hemp fibre (Cannabis sativa l), raw or retted	2	2	0	0	1	1	0
'180200	Cocoa shells, husks, skins and other cocoa waste	1	2	0	0	1	1	0
'070521	Witloof chicory, fresh or chilled	1	2	0	0	1	1	0
'090820	Mace	1	2	0	0	1	1	0
'230500	Ground-nut oil-cake&oth solid residues,whether or not ground or pellet	0	2	0	0	1	1	0
'530110	Flax fibre, raw or retted	0	2	0	0	1	1	0

'200590	Veg nes&mix of veg prep/presvd o/t by vinegar/acetic acid,not frozen	3,945	1	0	0	0	0	1
'210220	Yeasts, inactive and other dead singlecell micro-organisms	2,900	1	0	0	0	0	1
'071010	Potatoes, frozen	2,643	1	0	0	0	0	1
'021099	Meat and edible offal, salted, in brine, dried or smoked, and edible f	2,214	1	0	0	0	0	1
'020311	Swine carcasses and half carcasses, fresh or chilled	2,060	1	0	0	0	0	1
'180400	Cocoa butter, fat and oil	972	1	0	0	0	1	0
'120890	Flours and meals of oil seeds or oleaginous fruits,except mustard,nes	943	1	0	0	1	0	0
'020690	Sheep, goats, asses, mules or hinnies edible offal, frozen	813	1	0	0	1	0	0
'151529	Maize (corn) oil and its fractions,refined but not chemically modified	746	1	0	0	1	0	0
'020423	Sheep cuts, boneless, fresh or chilled	740	1	0	0	0	1	0
'230800	Acorns, horse-chestnuts, marc and other vegetable materials and vegeta	718	1	0	0	1	0	0
'520299	Cotton waste, nes	716	1	0	0	0	1	0
'130213	Hop extract	575	1	0	0	0	1	0
'380910	Prep w a basis of amylaceous subs f textile,paper,leather/the like,nes	540	1	0	0	1	0	0
'071231	Dried mushrooms of the genus "Agaricus", whole, cut, sliced, broken or	493	1	0	0	0	1	0
'220590	Vermouth&oth grape wines flav with plants or arom subst in ctrn > 2 l	480	1	0	0	1	0	0
'080212	Almonds,fresh or dried,shelled or peeled	441	1	0	0	0	1	0
'071190	Vegetables nes&mixtures provis presvd but nt f immediate consumptn	435	1	0	0	1	0	0

'160231	Turkey meat and meat offal prepared or preserved, excluding livers	396	1	0	0	0	1	0
'110814	Manioc (cassava) starch	370	1	0	0	0	1	0
'410390	Raw hides and skins of animals, nes	348	1	0	0	0	1	0
'110610	Flour and meal of the dried leguminous vegetables of heading No 07.13	340	1	0	0	0	1	0
'200560	Asparagus prepared or preserved, o/t by vinegar or acetic acid, not frozen	291	1	0	0	0	1	0
'430180	Raw furskins nes, whole	245	1	0	0	0	1	0
'151521	Maize (corn) oil crude	236	1	0	0	0	1	0
'140420	Cotton linters	220	1	0	0	1	0	0
'080211	Almonds in shell fresh or dried	218	1	0	0	0	1	0
'020621	Bovine tongues, edible offal, frozen	195	1	0	0	0	1	0
'120791	Poppy seeds, whether or not broken	193	1	0	0	1	0	0
'170390	Molasses nes	174	1	0	0	0	1	0
'510320	Waste (other than noils) of wool/of fine animal hair, ex garnetted stock	68	1	0	0	0	1	0
'080231	Walnuts in shell, fresh or dried	66	1	0	0	0	1	0
'050290	Hair and waste of badger and of other brushmaking hair	32	1	0	0	1	0	0
'090940	Caraway seeds	31	1	0	0	0	1	0
'152200	Degras & residues from fatty substances or animal or vegetable waxes	27	1	0	0	1	0	0
'520291	Garnetted stock of cotton	25	1	0	0	1	0	0

'081210	Cherries provisionally preservd but unsuitable f immediate consumption	12	1	0	0	1	0	0
'170310	Cane molasses	7	1	0	0	0	1	0
'050690	Bones&horn-cores degelatinisd,unwk,defattd o simply prepr,powder&waste	7	1	0	0	1	0	0
'530129	Flax fibre, otherwise processed but not spun	6	1	0	0	1	0	0
'430110	Raw mink furskins, whole	5	1	0	0	0	1	0
'510130	Carbonised wool, not carded or combed	3	1	0	0	0	1	0
'010631	Live birds of prey	3	1	0	0	1	0	0
'050210	Bristles, hair and waste of pigs, hogs or boars	3	1	0	0	1	0	0
'090190	Coffee husks and skins, coffee substitutes	1	1	0	0	0	1	0
'080131	Cashew nuts, in shell, fresh or dried	1	1	0	0	1	0	0
'100200	Rye	1	1	0	0	0	1	0
'010612	Live whales, dolphins and purpoises "mammals of the order Cetacea" and	0	1	0	0	1	0	0
'020630	Swine edible offal, fresh or chilled	0	1	0	0	1	0	0
'020713	Fowls (gallus domesticus), cuts & offal, fresh/chilled	0	1	0	0	1	0	0
'020724	Turkey, whole. fresh or chilled	0	1	0	0	1	0	0
'050100	Hair, human, unworked washed or scoured or not and waste	0	1	0	0	1	0	0
'050790	Whalebone,horns,etc unworkd or simply prepard,unshapd,and powder&waste	0	1	0	0	1	0	0
'080121	Brazil nuts, in shell, fresh or dried	0	1	0	0	1	0	0

'110620	Flour&meal of sago&of roots or tubers with hi starch or inulin content	0	1	0	0	1	0	0
'120720	Cotton seeds, whether or not broken	0	1	0	0	1	0	0
'120923	Seeds, fescue, for sowing	0	1	0	0	0	1	0
'121410	Lucerne (alfalfa) meal and pellets	0	1	0	0	1	0	0
'230330	Brewing or distilling dregs and waste	0	1	0	0	1	0	0
'230620	Linseed oil-cake&other solid residues,whether or not ground or pellet	0	1	0	0	1	0	0
'230641	Oil-cake and other solid residues, whether or not ground or in the for	0	1	0	0	0	1	0
'230649	Oil-cake and other solid residues, whether or not ground or in the for	0	1	0	0	1	0	0
'230700	Wine lees and argol	0	1	0	0	1	0	0
'350219	Egg albumin, other than dried	0	1	0	0	1	0	0
'410221	Sheep or lamb skins, pickled, without wool on	0	1	0	0	1	0	0
'410229	Sheep or lamb skins, raw, o/t pickled, without wool on	0	1	0	0	1	0	0
'410330	Raw hides and skins of swine, fresh, or salted, dried, limed, pickled	0	1	0	0	1	0	0
'430130	Raw Persian and similar lamb furskins, whole	0	1	0	0	1	0	0
'430160	Raw fox furskins, whole	0	1	0	0	0	1	0
'430190	Raw furskin pieces (e.g. heads,tails,paws),suitable for furrier's use	0	1	0	0	1	0	0
'500200	Raw silk (not thrown)	0	1	0	0	0	1	0
'500300	Silk waste, incl. cocoons unsuitable for reeling, yarn waste and garne	0	1	0	0	0	1	0

'510119	Greasy wool (other than shorn wool) not carded or combed	0	1	0	0	1	0	0
'530130	Flax tow and waste (including yarn waste and garnetted stock)	0	1	0	0	0	1	0
'121230	Apricot,peach/plum stones&kernels nes,usd primly f human consumption	619	0	0	0	0	0	0
'091050	Curry	335	0	0	0	0	0	0
'081030	Black, white or red currants and gooseberries, fresh	98	0	0	0	0	0	0
'140120	Rattans used primarily for plaiting	85	0	0	0	0	0	0
'330121	Essential oils of geranium	58	0	0	0	0	0	0
'121110	Liquorice roots usd primly in pharm,perf,insecticide,fungicid/sim purp	44	0	0	0	0	0	0
'091040	Thyme and bay leaves	35	0	0	0	0	0	0
'121210	Locust beans, including seeds, fresh or dried, whether or not ground	31	0	0	0	0	0	0
'330111	Essential oils of bergamot	21	0	0	0	0	0	0
'070910	Globe artichokes, fresh or chilled	20	0	0	0	0	0	0
'120760	Safflower seeds, whether or not broken	19	0	0	0	0	0	0
'090610	Cinnamon and cinnamon-tree flowers neither crushed nor ground	15	0	0	0	0	0	0
'110230	Rice flour	15	0	0	0	0	0	0
'140300	Vegetable materials, such as broom-corn, piassava, couch-grass and ist	13	0	0	0	0	0	0
'200891	Palm hearts nes,o/w prep o presvd,whether o not sugard,sweet o spiritd	13	0	0	0	0	0	0
'140410	Raw vegetable materials used primarily in dyeing or tanning	12	0	0	0	0	0	0

'120926	Seeds, Timothy grass, for sowing	7	0	0	0	0	0	0
'330123	Essential oils of lavender or of lavandin	7	0	0	0	0	0	0
'130110	Lac	5	0	0	0	0	0	0
'330114	Essential oils of lime	4	0	0	0	0	0	0
'070952	Truffles, fresh or chilled	1	0	0	0	0	0	0
'330122	Essential oils of jasmin	1	0	0	0	0	0	0
'330126	Essential oils of vetiver	1	0	0	0	0	0	0
'010111	Horses, live pure-bred breeding	0	0	0	0	0	0	0
'010119	Horses, live except pure-bred breeding	0	0	0	0	0	0	0
'010592	Live fowl (gallus domesticus) weighing 0.185-2kg	0	0	0	0	0	0	0
'010593	Live fowl (gallus domesticus) >2kg	0	0	0	0	0	0	0
'010600	Animals, live nes	0	0	0	0	0	0	0
'020820	Frog legs, fresh, chilled or frozen	0	0	0	0	0	0	0
'021090	Meat&edible meat offal cured nes&edible meat or offal,flours&meals	0	0	0	0	0	0	0
'041000	Edible products of animal origin nes	0	0	0	0	0	0	0
'050300	Horsehair&waste put up or not as a layer with or without supg material	0	0	0	0	0	0	0
'071230	Mushrooms and truffles dried but not further prepared	0	0	0	0	0	0	0
'080530	Lemons and limes, fresh or dried	0	0	0	0	0	0	0

'081220	Strawberries provis preservd but unsuitable f immediate consumption	0	0	0	0	0	0	0
'110312	Oat groats and meal	0	0	0	0	0	0	0
'110314	Rice groats and meal	0	0	0	0	0	0	0
'110329	Cereal pellets nes	0	0	0	0	0	0	0
'110411	Barley, rolled or flaked grains	0	0	0	0	0	0	0
'110421	Barley,hulled,pearled,sliced or kibbled	0	0	0	0	0	0	0
'120500	Rape or colza seeds, whether or not broken	0	0	0	0	0	0	0
'120730	Castor oil seeds, whether or not broken	0	0	0	0	0	0	0
'120911	Seeds, sugar beet, for sowing	0	0	0	0	0	0	0
'120919	Seeds, beet, for sowing nes	0	0	0	0	0	0	0
'140200	Vegetable materials of a kind used primarily as stuffing or as padding	0	0	0	0	0	0	0
'140290	Vegetable hair/material, for use as stuffing/padding	0	0	0	0	0	0	0
'140310	Broomcorn used in brooms or brushes whether or not in hanks or bundles	0	0	0	0	0	0	0
'140390	Veg mat nes usd in brooms o brushes whether o not in hanks o bundles	0	0	0	0	0	0	0
'150510	Wool grease, crude	0	0	0	0	0	0	0
'150590	Derivatives of wool grease and fatty substances (including lanolin)	0	0	0	0	0	0	0
'151410	Rape, colza or mustard oil crude	0	0	0	0	0	0	0
'151490	Rape,colza o mustard oil&their fract,refind but not chemically modifid	0	0	0	0	0	0	0

'151540	Tung oil&its fractions,whether o not refind,but not chemically modifid	0	0	0	0	0	0	0
'151560	Jojoba oil&its fractions whether/not refind,but not chemically modifid	0	0	0	0	0	0	0
'190530	Sweet biscuits, waffles and wafers	0	0	0	0	0	0	0
'200120	Onions prepared or preserved by vinegar or acetic acid	0	0	0	0	0	0	0
'200920	Grapefruit juice,unfermentd¬ spiritd,whether or not sugard or sweet	0	0	0	0	0	0	0
'200930	Citrus fruit juice nes exc mx unferment unspiritd,wthr/nt sug/sweet	0	0	0	0	0	0	0
'200940	Pineapple juice,unfermented¬ spiritd,whether or not sugard or sweet	0	0	0	0	0	0	0
'200960	Grape juice (incl grape must) unferment&unspiritd,wthr/nt sug/sweet	0	0	0	0	0	0	0
'200970	Apple juice unfermented¬ spiritd whether or not sugard or sweetend	0	0	0	0	0	0	0
'220720	Ethyl alcohol and other spirits, denatured, of any strength	0	0	0	0	0	0	0
'230220	Rice bran, sharps and other residues, pelleted or not	0	0	0	0	0	0	0
'230640	Rape/colza sed oil-cake&oth solid residues,whether/not ground/pellet	0	0	0	0	0	0	0
'230650	Coconut/copra oil-cake&oth solid residues,whether/not ground/pellet	0	0	0	0	0	0	0
'230890	Veg mat,waste,residues&by-prod nes pelletd or not,usd in animal feedg	0	0	0	0	0	0	0
'410110	Bovine skins, whole, raw	0	0	0	0	0	0	0
'410121	Bovine hides, whole, fresh or wet-salted	0	0	0	0	0	0	0
'410129	Hide sections, bovine, nes, fresh or wet-salted	0	0	0	0	0	0	0
'410130	Bovine hides, raw, nes	0	0	0	0	0	0	0

'410140	Equine hides and skins, raw	0	0	0	0	0	0	0
'410310	Goat or kid hides and skins, raw, nes	0	0	0	0	0	0	0
'430120	Raw rabbit or hare furskins, whole	0	0	0	0	0	0	0
'430140	Raw beaver furskins, whole	0	0	0	0	0	0	0
'430150	Raw musk-rat furskins, whole	0	0	0	0	0	0	0
'430170	Raw seal furskins, whole	0	0	0	0	0	0	0
'500390	Silk waste, nes	0	0	0	0	0	0	0
'510210	Fine animal hair, not carded or combed	0	0	0	0	0	0	0
'530121	Flax fibre, broken or scutched	0	0	0	0	0	0	0

Source: Trade Map as adapted

Annex 4: Agricultural products identified for potential export by SA to Russia based on the "trade chilling" concept (Array based on the average Russian imports from the world - Russian imports from SA < R30 000 AVG (06-10), SA exports to world > R10 mil and Russia imports from world > R10 mil)

HS Code	Product description	Russia's imports from SA (R'000)	SA exports to the world (R'000)	Russia's imports from the world (R'000)
'020230	Bovine cuts boneless, frozen	-	36,398	14,889,864
'020329	Swine cuts, frozen nes	-	20,462	10,625,420
'020714	Fowls (gallus domesticus), cuts & offal, frozen	-	41,930	6,703,900
'040690	Cheese nes	-	31,256	6,023,777
'151190	Palm oil and its fractions refined but not chemically modified	-	18,451	4,079,211
'210690	Food preparations nes	14	593,891	3,907,674
'220820	Spirits obtained by distilling grape wine or grape marc	1	35,467	2,668,962
'230990	Animal feed preparations nes	-	102,569	2,572,388
'120100	Soya beans	-	195,904	2,051,438
'230400	Soya-bean oil-cake&oth solid residues,whether or not ground or pellet	-	26,876	1,894,414
'520100	Cotton, not carded or combed	-	90,289	1,617,286
'220830	Whiskies	-	91,880	1,535,302
'040510	Butter	-	20,481	1,317,004
'220300	Beer made from malt	-	123,312	1,234,587
'070190	Potatoes, fresh or chilled nes	2	74,638	1,190,314
'070310	Onions and shallots, fresh or chilled	2	64,100	1,178,540
'090111	Coffee, not roasted, not decaffeinated	-	25,456	1,171,367
'240110	Tobacco, unmanufactured, not stemmed or stripped	-	26,991	1,144,619
'230910	Dog or cat food put up for retail sale	-	62,385	1,112,943

'190110	Prep of cereals,flour,starch/milk f infant use,put up f retail sale	-	60,976	1,059,182
'220890	Udenatrd ethyl alc <80% alc cont by vol&spirit,liqueur&spirit bev nes	-	13,383	945,841
'100630	Rice, semi-milled or wholly milled, whether or not polished or glazed	-	48,866	935,277
'220860	Vodka	-	24,041	852,481
'190590	Communion wafers,empty cachets f pharm use&sim prod&bakers' wares nes	-	51,863	843,252
'240220	Cigarettes containing tobacco	-	572,756	819,781
'120220	Ground-nuts shelld,whether or not broken,not roastd or otherwise cookd	-	100,610	738,007
'080719	Melons, fresh, other than watermelons	20	12,318	683,209
'200979	Apple juice, unfermented, Brix value > 20 at 20 °C, whether or not cont	-	125,487	626,147
'200911	Orange juice,unfermentd¬ spiritd,whether not sugard sweet,frozen	-	55,388	623,742
'151790	Edible mx/prep of animal/veg fats&oils/of fractions ex hd No 15.16	-	14,045	572,717
'120600	Sunflower seeds, whether or not broken	-	111,424	571,705
'020130	Bovine cuts boneless, fresh or chilled	-	46,551	554,231
'151620	Veg fats &oils&fractions hydrogenatd,inter/re-esterifid,etc,ref'd/not	5	43,985	545,966
'020712	Fowls (gallus domesticus), whole, frozen	-	14,988	534,608
'090121	Coffee, roasted, not decaffeinated	9	12,505	513,215
'040700	Eggs, bird, in shell, fresh, preserved or cooked	-	45,052	501,911
'220210	Waters incl mineral&aeratd,containg sugar o sweeteng matter o flavourd	-	358,655	456,141
'350510	Dextrins and other modified starches	-	19,034	452,369
'151211	Sunflower-seed or safflower oil, crude	3	107,650	442,738
'040210	Milk powder not exceeding 1.5% fat	-	47,501	432,357
'081310	Apricots, dried	-	32,927	423,407

'100510	Maize (corn) seed	-	272,969	422,901
'190531	Sweet biscuits	21	98,974	420,344
'170199	Refined sugar, in solid form, nes	1	714,103	400,271
'151219	Sunflower-seed/safflower oil&their fractions refined but not chem modified	-	289,327	387,276
'050400	Guts, bladders and stomachs of animals except fish whole or in pieces	-	22,927	380,611
'220290	Non-alcoholic beverages nes, excluding fruit/veg juices of heading No 20.09	13	40,667	362,604
'100190	Wheat nes and meslin	-	271,493	335,793
'110710	Malt, not roasted	-	12,566	330,840
'200520	Potatoes prepared or preserved, o/t by vinegar or acetic acid, not frozen	-	45,459	329,011
'040410	Whey whether or not concentrated or sweetened	-	15,045	321,539
'070951	Mushrooms, fresh or chilled	1	17,931	315,388
'220110	Mineral&aerated waters not containing sugar or sweetening matter nor flavoured	14	12,957	314,916
'180620	Chocolate&other food preparations containing cocoa weighing more than 2 kg	-	71,877	283,502
'190190	Malt extract&food prep of Ch 19 <50% cocoa&hd 0401 to 0404 <10% cocoa	2	37,069	283,123
'160232	Fowl (gallus domesticus) meat, prepared/preserved	-	23,239	275,227
'200980	Fruit&veg juice nes (exc mx) unfermented unspiced, whether/not sug/sweet	21	187,266	272,433
'121020	Hop cones, ground, powdered or pelleted and lupulin	-	26,117	267,420
'180631	Choc&food prep containing cocoa in blocks, slabs/bars, filled, not exceeding 2 kg	5	130,925	264,699
'180632	Choc&food prep containing cocoa in blocks, slabs/bars, not filled, not over 2 kg	15	27,038	257,884
'100590	Maize (corn) nes	-	2,014,050	245,497
'190219	Uncooked pasta, not stuffed or otherwise prepared, nes	-	13,132	241,019
'210320	Tomato ketchup and other tomato sauces	18	16,232	219,509

'150790	Soya-bean oil and its fractions, refined but not chemically modified	-	59,644	212,847
'051199	Animal prods nes&dead animals of Chapter I unfit for human consumption	-	12,901	208,023
'160100	Sausage&sim prod of meat,meat offal/blood&food prep based on these prod	-	15,657	207,228
'200599	Vegetables and mixtures of vegetables, prepared or preserved otherwise	-	13,069	200,376
'190230	Pasta nes	-	10,704	190,095
'151710	Margarine, excluding liquid margarine	-	95,717	185,547
'170290	Sugar nes, including invert sugar	4	24,950	185,547
'081190	Fruits&edible nuts uncook,steam/boil (water) sweetend/not,frozen,nes	-	47,837	184,674
'040221	Milk and cream powder unsweetened exceeding 1.5% fat	-	22,545	167,144
'170230	Glucose&glucose syrup nt cntg fruct/cntg in dry state <20% by wt fruct	-	31,369	163,849
'200899	Fruits&oth edible pts of plants nes,prep/presvd,sug,sweet/spir/not	1	152,908	163,470
'190120	Mixes & doughs for the prep of bakers' wares of heading No 19.05, nes	-	13,939	154,849
'200969	Grape juice, incl. grape must, unfermented, Brix value > 30 at 20°C, w	-	133,835	144,380
'200919	Orange juice&nes,unfermentd not spiritd,whether or not sugard or sweet	-	84,001	138,428
'040130	Milk and cream not concentrated and unsweetened exceeding 6% fat	-	28,043	134,901
'240399	Tobacco extracts and essences	-	12,666	132,473
'210610	Protein concentrates and textured protein substances	-	44,363	131,848
'100110	Durum wheat	-	15,473	131,413
'210112	Coffee preparations based on extract/essence/conc.	-	12,929	125,063
'220600	Fermented beverages nes (for example, cider, perry, mead, etc)	-	144,100	121,294
'070110	Potatoes seed, fresh or chilled	-	13,515	95,682
'090411	Pepper of the genus Piper,ex cubeb pepper,neither crushd nor ground	5	30,999	93,066

'190410	Prep foods obtained by the swelling or roasting of cereal or cereal products	-	54,647	92,844
'130219	Vegetable saps and extracts nes	-	20,337	91,712
'210410	Soups and broths and preparations thereof	5	168,467	87,475
'020220	Bovine cuts bone in, frozen	-	19,127	83,152
'040310	Yogurt concentrated or not, sweetened or not, flavoured or containing fruit or cocoa	-	57,677	80,649
'081340	Fruits, dried nes	7	37,184	73,791
'410210	Sheep or lamb skins, raw, with wool on, nes	-	141,103	73,726
'120929	Seeds of forage plants, except beet seeds, for sowing nes	-	10,449	73,059
'110313	Maize (corn) groats and meal	-	238,695	69,775
'200811	Ground-nuts nes o/w prep or preserved, sugared, sweetened, spirited or not	-	11,876	67,810
'220850	Gin and geneva	-	10,877	62,295
'071310	Peas dried, shelled, whether or not skinned or split	-	14,351	52,065
'160250	Bovine meat and meat offal nes, excluding livers, prepared or preserved	-	20,921	51,527
'200971	Apple juice, unfermented, Brix value ≤ 20 at 20 °C, whether or not concentrated	6	41,185	48,914
'110812	Maize (corn) starch	-	65,628	44,884
'510121	Degreased shorn wool, not carded, combed or carbonised	-	20,874	43,941
'210130	Chicory & other coffee substitutes roasted & extracts, ess & conc thereof	-	14,851	43,288
'110100	Wheat or meslin flour	-	115,439	42,001
'190420	Prepared foods of unroasted cereal flakes, mixtures	3	17,031	37,160
'040120	Milk not concentrated & unsweetened exceeding 1% not exceeding 6% fat	-	43,099	37,067
'190490	Cereals, exc maize (corn), in grain form, pre-cooked or otherwise prepared	-	42,939	34,664
'091099	Spices nes	-	51,881	33,400

'151800	Animal/veg fats&oils&fract boild oxid,etc,& ind mix/prep nes ex 15.16	-	18,056	31,641
'220900	Vinegar and substitutes for vinegar obtained from acetic acid	16	19,247	30,421
'200830	Citrus fruits nes,o/w prep or presvd,sugared,sweetened,spirited or not	-	11,440	26,792
'120999	Seeds, fruit and spores for sowing, nes	-	41,338	21,765
'100640	Rice, broken	-	37,314	20,102
'090412	Pepper of the genus Piper, except cubeb pepper, crushed or ground	-	11,726	19,670
'010290	Bovine, live except pure-bred breeding	-	42,263	19,445
'120810	Soya bean flour and meals	-	11,613	19,088
'330129	Essential oils, nes	-	37,441	18,585
'010110	Pure-bred breeding horses and asses	-	39,304	16,833
'020120	Bovine cuts bone in, fresh or chilled	-	23,921	16,611
'410190	Butts, bends, bellies and split raw hides and skins of bovine "incl. b	-	26,132	16,520
'330190	Conc&aqueous distls of essentl oils;terpenic by-prods of essentl oils	-	22,937	15,901
'010690	Live animals (excl. mammals, reptiles, birds, fish, crustaceans, mollu	-	21,216	14,965
'120210	Ground-nuts in shell not roasted or otherwise cooked	-	34,139	13,665
'050590	Feathers&down nes clnd,disinfectd presvd,featherd pts&skins pdr&waste	-	40,968	11,808
'020736	Ducks/geese/guinea fowl, cuts/offal, frozen	-	15,064	11,299
'170410	Chewing gum containing sugar, except medicinal	-	31,492	10,974

Source: Trade Map as adapted

Annex 5: Comparison of applied tariffs payable, with the MFN bound rate on some exports by SA to Russia

HS	DESCRIPTION	APPLIED TARIFF PAYABLE BY SA*	MFN BOUND RATE UPON ACCESSION # ³⁴					
			Upon accession	2013	2014	2015	2016	2017
080510	Oranges, Fresh Or Dried	3.8%	5%, bnlt 0.02 €/kg	5%, bnlt 0.017 €/kg				
080820	Pears And Quinces, Fresh	7.5%	10%	8.3%	6.7%	5%		
080610	Grapes, Fresh	3.8%	10%	8.3%	6.7%	5%		
080550	Lemons (Citrus Limon/Limonum) & Limes (Citrus Aura	3.75% or \$ 32.04/Ton whichever is the greater	5%, bnlt 0.02 €/kg	5%, bnlt 0.015 €/kg				
080540	Grapefruit Including Pomelos, Fresh Or Dried	3.75% or \$18.31 /Ton whichever is the greater	5%, bnlt 0.02 €/kg	5%, bnlt 0.015 €/kg				
080520	Mandarins(Tang & Sats)Clementines & Wil-Kings &Si	3.75% or 24.47 \$/Ton whichever is the greater	5%, bnlt 0.03 €/kg	5%, bnlt 0.015 €/kg				
200870	Peaches,Incl Nectarines,O/W Prep Or Presvd W/N Sug	\$2441.42 /Ton						
2008 70 110 0			15%	13.7%	12.3%	11%		
2008 70 190 0			15%	13.7%	12.3%	11%		
2008 70 310 0			15%	13.7%	12.3%	11%		
2008 70 390 0			15%	13%	11%			
2008 70 510 0			15%	13%	11%			
2008 70 590 0			15%	13%	11%			
2008 70 610 0			15%	13.3%	11.7%	10%		
2008 70 690 0			15%	13%	11%			
2008 70 710 0			15%	13.3%	11.7%	10%		
2008 70 790 0			15%	13.3%	11.7%	10%		
2008 70 920 0			15%	13.3%	11.7%	10%		
2008 70 980 1			15%	12.5%	10%			
2008 70 980 9			15%	13.5%	12%	11%		
220429	Grape Wines Nes, Incl Fort & Grape Must, Unferment	20.0%	20%	18.1%	16.3%	14.4%	12.5%	
080810	Apples, Fresh	Vary between \$91.55/ton and \$183.11 depending on season						
0808 10 100 0			0.2 €/kg	0.17 €/kg	0.144 €/kg	0.115 €/kg	0.088 €/kg	0.06 €/kg
0808 10 800 1			0.06 €/kg	0.054 €/kg	0.048 €/kg	0.042 €/kg	0.036 €/kg	0.03 €/kg

³⁴ The rate phasing out over implementation period of up to 8 years

0808 10 800 2			0.06 €/kg	0.054 €/kg	0.048 €/kg	0.042 €/kg	0.031 €/kg	0.015 €/kg
0808 10 800 3			0.06 €/kg	0.054 €/kg	0.048 €/kg	0.042 €/kg	0.036 €/kg	0.03 €/kg
0808 10 800 5			0.2 €/kg	0.17 €/kg	0.144 €/kg	0.115 €/kg	0.088 €/kg	0.06 €/kg
0808 10 800 6			0.1 €/kg	0.092 €/kg	0.084 €/kg	0.076 €/kg	0.068 €/kg	0.06 €/kg
0808 10 800 7			0.2 €/kg	0.16 €/kg	0.13 €/kg	0.09 €/kg	0.055 €/kg	0.03 €/kg
0808 10 800 8			0.1 €/kg	0.092 €/kg	0.084 €/kg	0.076 €/kg	0.054 €/kg	0.03 €/kg
220421	Grape Wines Nes, Incl Fort & Grape Must, Unferment	20.0%	20%	18.1%	16.3%	14.4%	12.5%	
200840	Pears Nes, O/W Prep Or Presvd Whether Or Not Sugar	11.3%	15%	13%	11%			
200799	Jams,Fruit Jellies, Fruit/Nut Purée & Paste,Ckd Pr	11.3%						
2007 99 100 0 *			15%	13.7% 13% (*)				
2007 99 200 0			15%	13%				
2007 99 310 0 *			15%	13%	11% 10% (*)			
2007 99 330 0			15%	12.5%	10%			
2007 99 350 0			15%	12.5%	10%			
2007 99 390 0			15%	13.5%	12%			
2007 99 550 0			15%	13%				
2007 99 570 0 *			15%	13%	11% 10% (*)			
2007 99 910 0			15%	13%				
2007 99 930 0			15%	12.5%	10%			
2007 99 980 0			15%	12.5%	10%			
080620	Grapes, Dried	3.8%	10%	8.3%	6.7%	5%		
200899	Fruits & Oth Edible Pts Of Plants Nes, Prep Or Pre	11.3%						
2008 99 110 0			15%	10%	9%	6%		
2008 99 190 0			15%	10%	9%	6%		
2008 99 210 0			15%	10%	9%	6%		
2008 99 230 0			15%	10%	9%	6%		
2008 99 240 0			15%	12%	9%	6%		
2008 99 280 0			15%	10%	9%	6%		
2008 99 310 0			15%	11%	7%	6%		
2008 99 340 0			15%	12%	9%	6%		
2008 99 360 0			15%	12%	9%	6%		
2008 99 370 0			15%	12%	9%	6%		
2008 99 380 0			15%	12%	9%	6%		
2008 99 400 0			15%	12%	9%	6%		
2008 99 410 0			15%	12%	9%	6%		
2008 99 430 0			15%	10%	9%	6%		

2008 99 450 0			15%	10%	9%	6%		
2008 99 460 0			15%	12%	9%	6%		
2008 99 470 0			15%	12%	9%	6%		
2008 99 490 0			15%	12%	9%	6%		
2008 99 510 0			15%	12%	9%	6%		
2008 99 610 0			15%	12%	9%	6%		
2008 99 620 0			15%	12%	9%	6%		
2008 99 670 1			15%	10%	9%	6%		
2008 99 670 2			15%	10%	9%	6%		
2008 99 670 9			15%	12%	9%	6%		
2008 99 720 0			15%	10%	9%	6%		
2008 99 780 0			15%	10%	9%	6%		
2008 99 850 0			15%	12%	9%	6%		
2008 99 910 0			15%	10%	9%	6%		
2008 99 990 0			15%	11%	7%	6%		
220410	Grape Wines, Sparkling	20%						
2204 10 110 0			20%	18.1%	16.3%	12.5%		
2204 10 190 0			20%	17.5	15%	12.5%		
2204 10 910 0			20%	18.1%	16.3%	12.5%		
2204 10 990 0			20%	18.1%	16.3%	12.5%		
200949	Pineapple Juice,Nes, Unfermented & Not Spirited,Wh	Vary between 0%; up to 11.3% or \$64.00 whichever is the greatest.						
2009 49 110 0			14%, bnlt 0.065 €/L	13.3%, bnlt 0.062 €/L	11.7%, bnlt 0.054 €/L	10%, bnlt 0.046 €/L		
2009 49 190 8			15%, bnlt 0.07 €/L	13.3%, bnlt 0.062 €/L	11.7%, bnlt 0.054 €/L	10%, bnlt 0.046 €/L		
2009 49 300 0			15%, bnlt 0.07 €/L	13.3%, bnlt 0.062 €/L	11.7%, bnlt 0.054 €/L	10%, bnlt 0.046 €/L		
2009 49 910 0			15%, bnlt 0.07 €/L	13.3%, bnlt 0.062 €/L	11.7%, bnlt 0.054 €/L	10%, bnlt 0.046 €/L		
2009 49 930 0			15%, bnlt 0.07 €/L	13.3%, bnlt 0.062 €/L	11.7%, bnlt 0.054 €/L	10%, bnlt 0.046 €/L		
2009 49 990 9			15%, bnlt 0.07 €/L	13.3%, bnlt 0.062 €/L	11.7%, bnlt 0.054 €/L	10%, bnlt 0.046 €/L		
240120	Tobacco, Unmanufactured, Partly Or Wholly Stemmed	3.8%	5%	4%				
080940	Plums And Sloes, Fresh	3.8%	10%	8.3%	6.7%	5%		

*Source: WTA Revised data& Trade Map Tariffs for 2010

#Source: Russia WTO Accession schedules, November 2011.

Notes:

1. The first tariff reduction will occur no later than the first day of the 13th month after the date of accession; any subsequent reduction will occur no later than 12 months after the previous reduction, excluding tariff lines marked with * or +. For tariff lines marked with *, the last tariff reduction will be done six months after the previous reduction; for tariff lines marked with +, the tariff reduction will be done on 1 January of the year indicated.
2. In this staging matrix, the following symbols are used with the meanings respectively indicated below: €: euro; \$: United States dollar; **bnlt: but not less than.**