



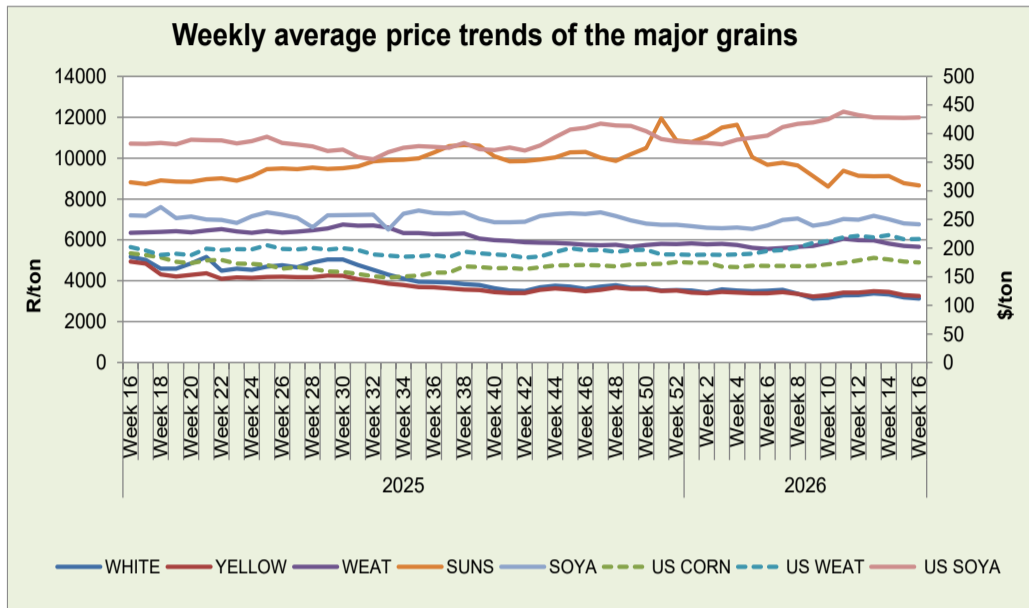
# agriculture

Department:  
Agriculture  
**REPUBLIC OF SOUTH AFRICA**

## Weekly Price Watch: 17 April 2026

Directorate: Statistics & Economic Analysis

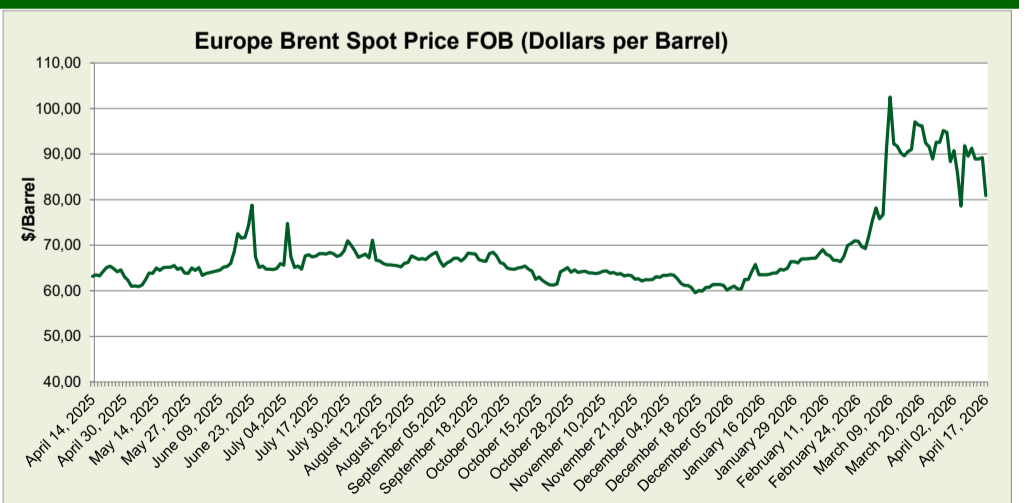
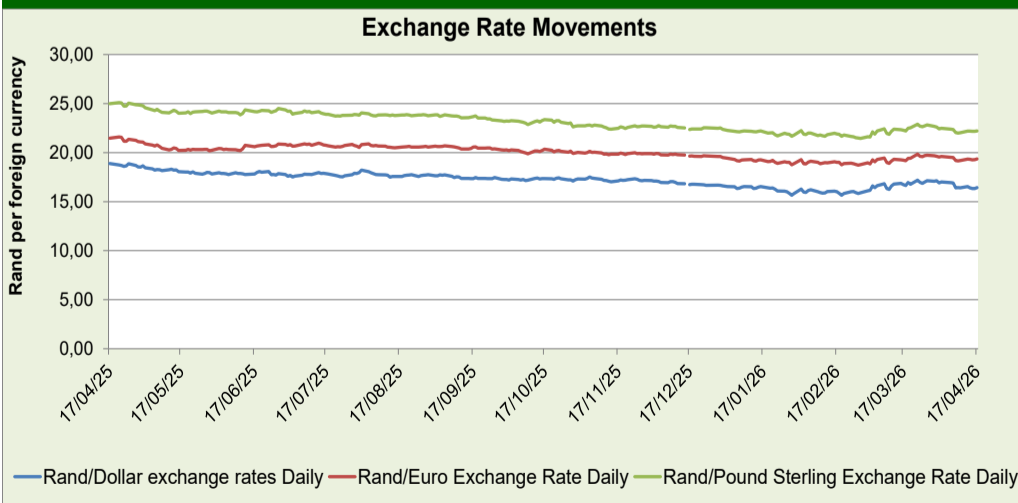
Sub-directorate: Economic Analysis



The domestic grain markets weakened in the reporting week compared to the previous week as the momentum of agricultural growth in South Africa is currently facing threat due to costs associated with the war in Iran. During the reporting week, local white and yellow maize prices dropped by 1.8% and 1.5% respectively, while local wheat, soybean, and sunflower seed prices fell by 0.7%, 0.6% and 1.4% respectively compared to the previous week. On the international front, the price of US yellow maize decreased by 0.8% from the previous week, as a result of improved weather conditions in key producing regions, which supported production expectations and alleviated concerns regarding future supply. The price of US wheat fell by 0.1% week-on-week, due to weak US wheat export sales. Additionally, the price of US soybean fell by 0.2% week-on-week, due to weaker demand expectations around exports to China.

### Spot price trends of major grains commodities

	1 year ago Week 16 (07-04-25 to 11-04-25)	Last week Week 15 (07-04-26 to 10-04-26)	This week Week 16 (13-04-26 to 17-04-26)	w-o-w % change
RSA White Maize per ton	R5 203,00	R3 191,75	R3 134,60	-1,8%
RSA Yellow Maize per ton	R4 999,00	R3 304,00	R3 254,60	-1,5%
USA Yellow Maize per ton	\$190,33	\$176,59	\$175,09	-0,8%
RSA Wheat per ton	R6 376,00	R5 704,50	R5 662,20	-0,7%
USA Wheat per ton	\$201,16	\$215,65	\$215,65	-0,1%
RSA Soybeans per ton	R7 192,43	R6 806,00	R6 764,20	-0,6%
USA Soybeans per ton	\$382,35	\$427,33	\$428,17	-0,2%
RSA Sunflower seed per ton	R8 790,67	R8 781,00	R8 660,60	-1,4%
Crude oil per barrel	\$63.54	\$86,47	\$87,85	1,6%



The rand appreciated by 1.5% against the US dollar week-on-week, its highest levels since the second week of March, with ongoing US-Iran diplomacy hopes shaping risk sentiment. The rand appreciated by 0.04% against the Pound Sterling week-on-week, as currency markets showed limited reaction to renewed political pressure on Prime Minister Keir Starmer. The rand appreciated by 0.2% against the Euro week-on-week, as the market awaited new direction in anticipation of possible US-Iran discussions.

Brent crude oil averaged \$87.85 during the reporting week, marking a 1.6% rise compared to the previous week's average of \$86.47. This rise in prices could be linked to concerns regarding shipping in the Strait of Hormuz, as market participants closely monitored the Iran-US ceasefire. Meanwhile, Iran's foreign Minister stated that all commercial vessels could pass through the Strait of Hormuz during the remaining ceasefire period.



### National South African Price information (RMAA) : Beef

Week 14 (30/03/2026 to 05/04/2026)	Units	Avg Purchase Price	Avg Selling Price	Week 15 (06/04/2026 to 12/04/2026)	Units	Avg Purchase Price	Avg Selling Price
Class A2	10512	62,05	65,52	Class A2	8385	61,76	63,15
Class A3	829	62,57	66,70	Class A3	718	62,23	64,67
Class C2	1308	57,86	59,79	Class C2	1145	57,16	58,98

The beef market weakened in the reporting week compared to the previous week as South African farmers are navigating an increasingly complex operating environment marked by overlapping global shocks, rising input costs and climate variability. Unit sales of class A2, class A3 and C2 beef declined by 20.2%, 13.4% and 12.5% respectively in the reporting week compared to the previous week. In terms of pricing, the weekly average purchase price for class A2, class A3 and class C2 beef fell by 0.5%, 0.5% and 1.2% respectively week-on-week. During the same period, the weekly average selling prices for class A2, class A3 and class C2 beef decreased by 3.6%, 3.0% and 1.4% respectively in the reporting week compared to the previous week.

### National South African Price information (RMAA) : Lamb

Week 14 (30/03/2026 to 05/04/2026)	Units	Avg Purchase Price	Avg Selling Price	Week 15 (06/04/2026 to 12/04/2026)	Units	Avg Purchase Price	Avg Selling Price
Class A2	12616	98,80	101,53	Class A2	15029	100,58	99,29
Class A3	2384	93,42	99,56	Class A3	2341	95,01	98,75
Class C2	1087	76,33	84,65	Class C2	680	75,54	84,46

The lamb market exhibited mixed reactions as this year is shaping up differently from previous seasons as several factors such as feed urea reportedly very scarce demand for feed inputs like chop has risen sharply. Unit sales of class A3 and Class C2 lamb experienced declines of 1.8% and 37.4% respectively in the reporting week compared to the previous week, while unit sales of class A2 lamb increased significantly by 37.4% week-on-week. In terms of pricing, the weekly average purchase prices for class A2 and class A3 lamb increased by 1.8% and 1.7% respectively, in the reporting week compared to the previous week, while the weekly average purchase price for class C2 lamb decreased by 1.0 week-on-week. During the same period, the weekly average selling prices for class A2, class A3, and class C2 lamb dropped by 2.2%, 0.8% and 0.2% respectively in the reporting week compared to the previous week.

### National South African Price information (RMAA) : Pork

Week 14 (30/03/2026 to 05/04/2026)	Units	Avg Purchase Price	Week 15 (06/04/2026 to 12/04/2026)	Units	Avg Purchase Price
Class BP	2870	40,68	Class BP	1600	40,63
Class HO	8240	39,97	Class HO	7163	39,66
Class HP	16300	39,81	Class HP	17594	39,81

The pork meat market displayed diverse reactions, with fluctuations noted in both unit sales and prices across different classes due to uncertainty around potential outbreaks. Unit sales of class BP and class HO pork fell by 14.3% and 13.1%, respectively, during the reporting week in comparison to the previous week, while unit sales of class HP increased by 7.9 week-on-week. In terms of pricing, the weekly average purchase price for class BP and class HO pork decreased by 0.1% and 0.8% respectively in the reporting week compared to the previous week, while the weekly average purchase price for class HP pork remained unchanged from the previous week's price.

## Latest News Developments

The International Monetary Fund (IMF) has significantly reduced its economic growth forecasts for South Africa for the years 2026 and 2027, indicating that the escalating conflict in the Middle East and the resulting energy shocks are negatively impacting both global and regional economic prospects. In the April edition of the World Economic Outlook, the IMF adjusted South Africa's growth projection for 2026 to 1.0%, a decrease from the 1.4% forecast made in January. The forecast for 2027 was also revised down to 1.3%, compared to the earlier estimate of 1.5%. These downward adjustments are indicative of increasing global uncertainty that has arisen following the outbreak of war in the Middle East in late February, which has led to disruptions in energy markets, a rise in oil prices, and intensified inflationary pressures on a global scale.

The significant decline in white maize prices in South Africa has prompted mixed reactions from consumer organizations and the agricultural sector, underscoring an increasing rift between relief for households and mounting pressure on farmers. Currently, white maize spot prices are trading at approximately R3,118 per ton, reflecting a 39% decrease year-over-year, as reported by Wandile Sihlobo, the chief economist of the Agricultural Business Chamber of South Africa. Sihlobo pointed out several factors contributing to this situation, including the sluggish pace of exports during the marketing year that coincided with the current production year, despite South Africa having a substantial maize crop for the 2024–2025 production season. Although the area planted is larger than in the previous season, lower yields in certain regions are responsible for the anticipated 1% annual reduction in the crop. Conversely, downstream sectors such as poultry are embracing the price drop. Izaak Breitenbach, CEO of the South African Poultry Association, noted that the decrease in maize prices is an essential ingredient in animal feed that is aiding to lowering production costs. According to Breitenbach, these reduced feed prices have once again enabled the poultry industry to enhance their competitiveness as an industry and to continue providing chicken at prices that are competitive on a global scale to our consumers. Breitenbach further remarked that the poultry industry has endured years of elevated feed prices, but now they can finally pass on the advantages of lower feed costs to the consumer.

What started as a geopolitical concern is now affecting transportation systems, energy markets, fertilizer availability, and ultimately the global cost of food production. Recent information from the freight market suggests that pressure is intensifying on the worldwide supply chain. Food prices are expected to increase, and food insecurity is likely to escalate, particularly in Africa, Asia, and certain areas of the Americas, as cost pressures are rising more rapidly than the system can accommodate. As per World Bank statistics, fertilizer prices have surged globally as of March 2026. Diammonium phosphate (DAP), triple super phosphate (TSP), urea, and potassium chloride experienced monthly increases of 5.1%, 4.1%, 53.7%, and 2.2%, respectively, as of March 2026. The expenses associated with transporting fertilizer, its production components, and food products are rising in real time due to surcharges being applied across land, sea, and air transport. The primary concern at present is that, despite variations from one country to another, food prices will ultimately respond to these increases.

Debt specialists have expressed alarm that rising fuel prices, food expenses, and inflation are imposing significant financial pressure on South African consumers, compelling many to increasingly depend on credit to manage their finances. Neil Roets, the CEO of Debt Rescue, stated on Wednesday that the challenges confronting households have become widespread and more severe, impacting various aspects of daily expenditures simultaneously. According to Roets, the pressure is no longer confined to one or two categories of expenses but it is extensive, ongoing, and escalating. Increases in fuel prices, elevated electricity tariffs, and persistent food inflation are all affecting households concurrently, creating a perfect storm of financial distress. Roets further noted that the fuel and electricity price increases that took effect on 1 April 2026 have already had a detrimental impact on consumers' finances and permeate every sector of the economy.

For more information contact: Directorate Statistics & Economic Analysis (SEA) at [DSEA@nda.gov.za](mailto:DSEA@nda.gov.za) or 0123198454.

Source: SAFEX, Standard bank, Stats SA, Reuters, Red Meat Abattoir Association, FNB, Agbiz and Absa Bank.  
Disclaimer: DOA will not be liable for results of actions based on this price watch.